



FUKUCOM COMPANY LTD.

福靈有限公司

FLAT P, 3/F., EVEREST INDUSTRIAL CENTRE, 396 KWUN TONG ROAD,
KWUN TONG, KOWLOON, HONG KONG.

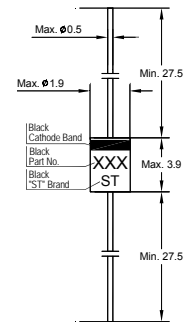
TEL: 852-2790 0314 FAX: 852-2790 0206

1N4099...1N4131

Silicon Planar Low Noise Zener Diodes

Features

- Low noise
- Low reverse leakage



Glass Case DO-35
Dimensions in mm

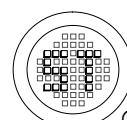
Absolute Maximum Ratings ($T_a = 25\text{ }^\circ\text{C}$)

Parameter	Symbol	Value	Unit
Power Dissipation	P_{tot}	500 ¹⁾	mW
Junction Temperature	T_j	175	$^\circ\text{C}$
Storage Temperature Range	T_{stg}	- 55 to + 175	$^\circ\text{C}$

¹⁾ Valid provided that leads are kept at ambient temperature at a distance of 8 mm from case.

Characteristics at $T_a = 25\text{ }^\circ\text{C}$

Parameter	Symbol	Max.	Unit
Forward Voltage at $I_F = 200\text{ mA}$	V_F	1.1	V



Dated : 10/09/2009



FUKUCOM COMPANY LTD.

福靈有限公司

FLAT P, 3/F., EVEREST INDUSTRIAL CENTRE, 396 KWUN TONG ROAD,
KWUN TONG, KOWLOON, HONG KONG.

TEL: 852-2790 0314 FAX: 852-2790 0206

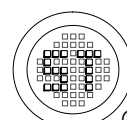
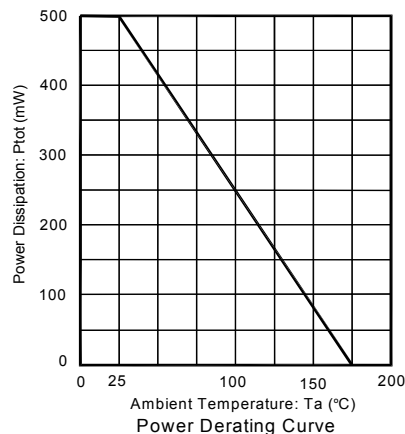
1N4099...1N4131

Characteristics at $T_a = 25^\circ\text{C}$

Type	Zener Voltage Range ²⁾			Dynamic Resistance		Reverse Current		Maximum Zener Current	
	V_{Znom} ¹⁾ (V)	V_Z		at I_{ZT}	Z_{ZT}	at I_{ZT}	I_R	I_{ZM}	
		Min. (V)	Max. (V)	(μA)	Max. (Ω)	(μA)	Max. (μA)	(V)	(mA)
1N4099	6.8	6.46	7.14	250	200	250	10	5.17	56
1N4100	7.5	7.125	7.875	250	200	250	10	5.7	51
1N4101	8.2	7.79	8.61	250	200	250	1	6.24	46
1N4103	9.1	8.65	9.55	250	200	250	1	6.92	42
1N4104	10	9.5	10.5	250	200	250	1	7.6	38
1N4105	11	10.45	11.55	250	200	250	0.05	8.44	35
1N4106	12	11.4	12.6	250	200	250	0.05	9.12	32
1N4107	13	12.35	13.65	250	200	250	0.05	9.87	29
1N4109	15	14.25	15.75	250	100	250	0.05	11.4	25
1N4110	16	15.2	16.8	250	100	250	0.05	12.15	24
1N4112	18	17.1	18.9	250	100	250	0.05	13.67	21
1N4114	20	19	21	250	150	250	0.01	15.2	19
1N4115	22	20.9	23.1	250	150	250	0.01	16.72	17
1N4116	24	22.8	25.2	250	150	250	0.01	18.25	16
1N4118	27	25.65	28.35	250	150	250	0.01	20.45	14
1N4120	30	28.5	31.5	250	200	250	0.01	22.8	13
1N4121	33	31.35	34.65	250	200	250	0.01	25.08	12
1N4122	36	34.2	37.8	250	200	250	0.01	27.38	11
1N4123	39	37.05	40.95	250	200	250	0.01	29.65	9.8
1N4124	43	40.85	45.15	250	250	250	0.01	32.65	8.9
1N4125	47	44.65	49.35	250	250	250	0.01	35.75	8.1
1N4126	51	48.45	53.55	250	300	250	0.01	38.76	7.5
1N4127	56	53.2	58.8	250	300	250	0.01	42.6	6.7
1N4129	62	58.9	65.1	250	500	250	0.01	47.1	6.1
1N4130	68	64.6	71.4	250	700	250	0.01	51.68	5.6
1N4131	75	71.25	78.75	250	700	250	0.01	57	5.1

¹⁾ The type numbers shown above have a standard tolerance of $\pm 5\%$ on the nominal Zener voltage. Also available in 2% and 1% tolerance, suffix C and D respectively.

²⁾ Tested with pulses $t_p = 20$ ms.



Dated : 10/09/2009