



FUKUCOM COMPANY LTD.

福 靈 有 限 公 司

FLAT P, 3/F., EVEREST INDUSTRIAL CENTRE, 396 KWUN TONG ROAD,
KWUN TONG, KOWLOON, HONG KONG.

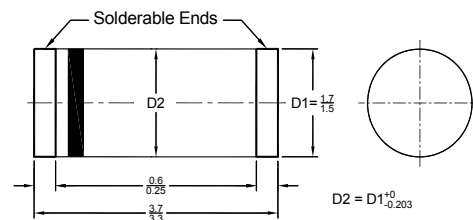
TEL: 852-2790 0314 FAX: 852-2790 0206

LM5817 THRU LM5819

SURFACE MOUNT SCHOTTKY BARRIER RECTIFIER

Features

- Metal silicon junction, majority carrier conduction
- Low power loss, high efficiency
- Guard ring for overvoltage protection
- High current capability, low forward voltage drop
- High surge capability
- For use in low voltage, high frequency inverters, free wheeling, and polarity protection applications



Dimensions in millimeters
MiniMELF (DO-213AA)

Mechanical Data

- Case: MiniMELF (DO-213AA), molded plastic body
- Terminals: Solder plated, solderable per MIL-STD-750, method 2026
- Polarity: Color band denotes cathode end
- Mounting Position: Any

Absolute Maximum Ratings and Characteristics

Ratings at 25 °C ambient temperature unless otherwise specified, single phase, half wave, resistive or inductive load. For capacitive load, derate by 20%

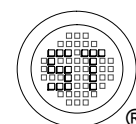
Parameter	Symbols	LM5817	LM5818	LM5819	Units	
Maximum Repetitive Peak Reverse Voltage	V_{RRM}	20	30	40	V	
Maximum RMS Voltage	V_{RMS}	14	21	28	V	
Maximum DC Blocking Voltage	V_{DC}	20	30	40	V	
Maximum Average Forward Rectified Current	$I_{F(AV)}$	1			A	
Peak Forward Surge Current 8.3 ms Single Half Sine Wave Superimposed on Rated Load(JEDEC methode)	I_{FSM}	25			A	
Maximum Instantaneous Forward Voltage	V_F	at $I_F = 1$ A	0.45	0.55	0.6	V
		at $I_F = 3$ A	0.75	0.875	0.9	
Maximum Instantaneous Reverse Current at Rated DC Blocking Voltage ¹⁾	I_R	$T_A = 25$ °C	0.5			mA
		$T_A = 100$ °C	10			
Typical Junction Capacitance ²⁾	C_J	110			pF	
Typical Thermal Resistance, Junction to Ambient ³⁾	$R_{\theta JA}$	75			°C/W	
Typical Thermal Resistance, Junction to Terminal ⁴⁾	$R_{\theta JL}$	30				
Operating Junction Temperature Range	T_j	- 55 to + 125			°C	
Storage Temperature Range	T_{stg}	- 55 to + 150			°C	

¹⁾ Pulse test: 300 μ s pulse width, 1% duty cycle

²⁾ Measured at 1 MHz and reverse voltage of 4 V

³⁾ Thermal resistance junction to ambient 0.24" X 0.24"(6 X 6 mm) copper pads to each terminals

⁴⁾ Thermal resistance junction to terminal 0.24" X 0.24"(6 X 6 mm) copper pads to each terminals





FUKUCOM COMPANY LTD.

福靈有限公司

FLAT P, 3/F., EVEREST INDUSTRIAL CENTRE, 396 KWUN TONG ROAD,
KWUN TONG, KOWLOON, HONG KONG.

TEL: 852-2790 0314 FAX: 852-2790 0206

LM5817 THRU LM5819

FIG.1-FORWARD CURRENT DERATING CURVE

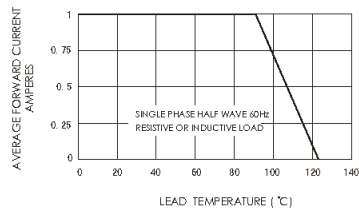


FIG.2-MAXIMUM NON-REPETITIVE PEAK FORWARD SURGE CURRENT

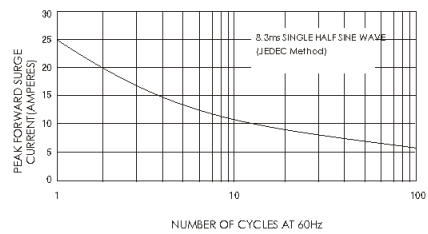


FIG.3-TYPICAL INSTANTANEOUS FORWARD CHARACTERISTICS

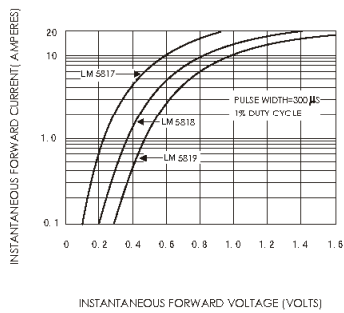


FIG.4-TYPICAL REVERSE CHARACTERISTICS

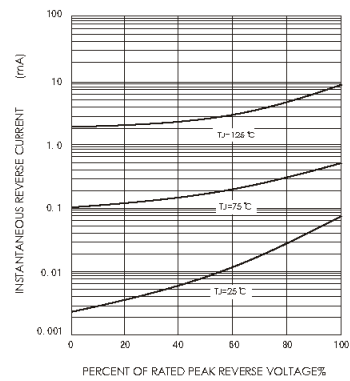


FIG.5-TYPICAL JUNCTION CAPACITANCE

