



FUKUCOM COMPANY LTD.

福 靈 有 限 公 司

FLAT P, 3/F., EVEREST INDUSTRIAL CENTRE, 396 KWUN TONG ROAD,
KWUN TONG, KOWLOON, HONG KONG.

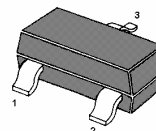
TEL: 852-2790 0314 FAX: 852-2790 0206

MMBTSC380

NPN Silicon Epitaxial Planar Transistor

High frequency amplifier application
for FM IF, OSC stage and AM CONV. IF stage

The transistor is subdivided into three groups R,
O, and Y, according to its DC current gain.



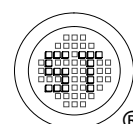
1. Base 2. Emitter 3. Collector
SOT-23 Plastic Package

Absolute Maximum Ratings ($T_a = 25\text{ }^\circ\text{C}$)

Parameter	Symbol	Value	Unit
Collector Base Voltage	V_{CBO}	35	V
Collector Emitter Voltage	V_{CEO}	30	V
Emitter Base Voltage	V_{EBO}	4	V
Collector Current	I_C	50	mA
Emitter Current	$-I_E$	50	mA
Power Dissipation	P_{tot}	200	mW
Junction Temperature	T_j	125	$^\circ\text{C}$
Storage Temperature Range	T_S	-55 to +125	$^\circ\text{C}$

Characteristics at $T_{amb} = 25\text{ }^\circ\text{C}$

Parameter	Symbol	Min.	Typ.	Max.	Unit
DC Current Gain at $V_{CE} = 12\text{ V}$, $I_C = 2\text{ mA}$ Current Gain Group	R h_{FE}	40	-	80	-
	O h_{FE}	70	-	140	-
	Y h_{FE}	120	-	240	-
Collector Cutoff Current at $V_{CB} = 35\text{ V}$	I_{CBO}	-	-	0.1	μA
Emitter Cutoff Current at $V_{EB} = 4\text{ V}$	I_{EBO}	-	-	0.1	μA
Collector Emitter Saturation Voltage at $I_C = 10\text{ mA}$, $I_B = 1\text{ mA}$	$V_{CE(sat)}$	-	-	0.4	V
Base Emitter Saturation Voltage at $I_C = 10\text{ mA}$, $I_B = 1\text{ mA}$	$V_{BE(sat)}$	-	-	1	V
Transition Frequency at $V_{CE} = 10\text{ V}$, $I_C = 1\text{ mA}$	f_T	100	-	400	MHz
Collector Output Capacitance at $V_{CB} = 10\text{ V}$, $f = 1\text{ MHz}$	C_{ob}	1.4	2	3.2	pF
Collector Base Time Constant at $V_{CE} = 10\text{ V}$, $-I_E = 1\text{ mA}$, $f = 30\text{ MHz}$	$C_c, \tau_{bb'}$	10	-	50	ps
Power Gain at $V_{CC} = 6\text{ V}$, $f = 10.7\text{ MHz}$, $-I_E = 1\text{ mA}$	G_{pe}	27	29	33	dB



Dated : 06/05/2006



FUKUCOM COMPANY LTD.

福靈有限公司

FLAT P, 3/F., EVEREST INDUSTRIAL CENTRE, 396 KWUN TONG ROAD,
KWUN TONG, KOWLOON, HONG KONG.

TEL: 852-2790 0314 FAX: 852-2790 0206

MMBTSC380

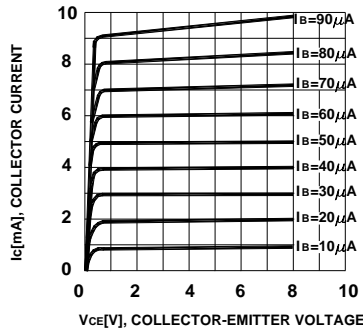


Figure 1. Static Characteristic

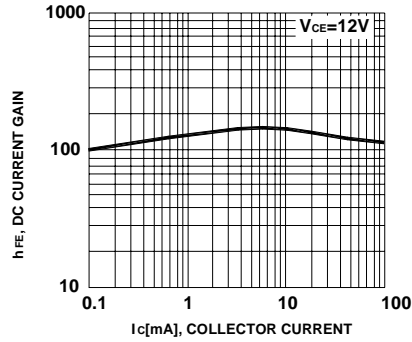


Figure 2. DC Current Gain

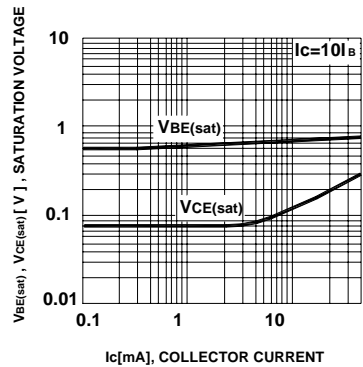


Figure 3. Base-Emitter Saturation Voltage
Collector-Emitter Saturation Voltage

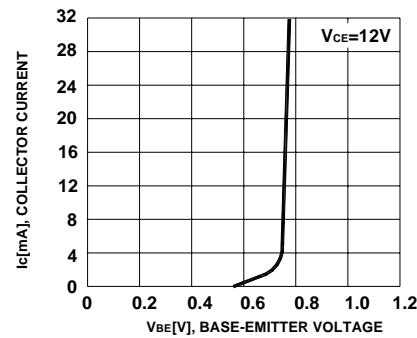


Figure 4. Base-Emitter On Voltage

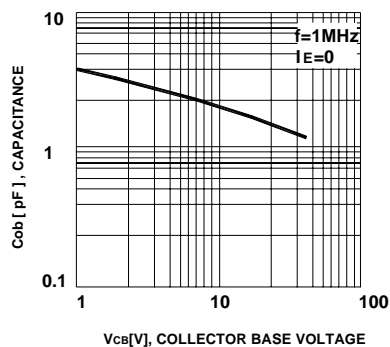


Figure 5. Collector Output Capacitance

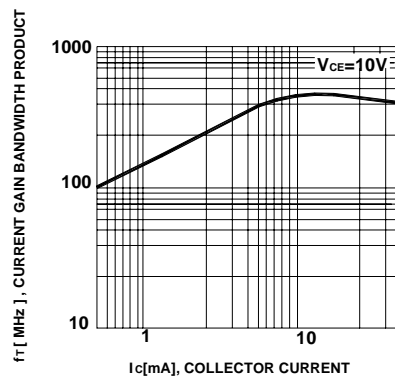


Figure 6. Current Gain Bandwidth Product

