



# FUKUCOM COMPANY LTD.

## 福靈有限公司

FLAT P, 3/F., EVEREST INDUSTRIAL CENTRE, 396 KWUN TONG ROAD,  
KWUN TONG, KOWLOON, HONG KONG.

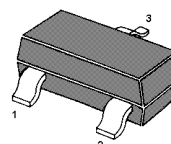
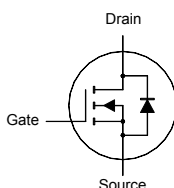
TEL: 852-2790 0314 FAX: 852-2790 0206

### MMBT7002

#### N-Channel Enhancement Mode Field Effect Transistor

##### Features

- High density cell design for low  $R_{DS(ON)}$
- Voltage controlled small signal switching
- High saturation current capability
- High speed switching



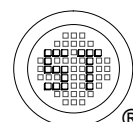
1.Gate 2.Source 3.Drain  
SOT-23 Plastic Package

##### Absolute Maximum Ratings ( $T_a = 25\text{ }^\circ\text{C}$ )

Parameter	Symbol	Value	Unit
Drain-Source Voltage	$V_{DSS}$	60	V
Drain-Gate Voltage ( $R_{GS} \leq 1M\Omega$ )	$V_{DGR}$	60	V
Gate-Source Voltage -Continuous -Non Repetitive ( $t_p < 50\ \mu s$ )	$V_{GSS}$	$\pm 20$ $\pm 40$	V
Maximum Drain Current -Continuous -Pulsed	$I_D$	115 800	mA
Total Power Dissipation	$P_{tot}$	200	mW
Operating and Storage Temperature Range	$T_J, T_s$	- 55 to + 150	$^\circ\text{C}$

##### Characteristics at $T_a = 25\text{ }^\circ\text{C}$

Parameter	Symbol	Min.	Max.	Unit
Drain Source Breakdown Voltage at $I_D = 10\ \mu A$	$BV_{DSS}$	60	-	V
Zero Gate Voltage Drain Current at $V_{DS} = 60\text{ V}$	$I_{DSS}$	-	1	$\mu A$
Gate-Body Leakage Current at $V_{GS} = \pm 20\text{ V}$	$\pm I_{GSS}$	-	100	nA
Gate Threshold Voltage at $V_{DS} = V_{GS}, I_D = 250\ \mu A$	$V_{GS(th)}$	1	2.5	V
On-State Drain Current at $V_{GS} = 10\text{ V}, V_{DS} = 7.5\text{ V}$	$I_{D(ON)}$	500	-	mA
Drain-Source On-Voltage at $V_{GS} = 10\text{ V}, I_D = 500\text{ mA}$ at $V_{GS} = 5\text{ V}, I_D = 50\text{ mA}$	$V_{DS(ON)}$	-	3.75 1.5	V
Static Drain-Source On-Resistance at $V_{GS} = 10\text{ V}, I_D = 500\text{ mA}$	$R_{DS(ON)}$	-	7.5	$\Omega$
Forward Transconductance at $V_{DS} = 10\text{ V}, I_D = 200\text{ mA}$	$g_{FS}$	80	-	mS
Input Capacitance at $V_{DS} = 25\text{ V}, f = 1\text{ MHz}$	$C_{iss}$	-	50	pF
Output Capacitance at $V_{DS} = 25\text{ V}, f = 1\text{ MHz}$	$C_{oss}$	-	25	pF
Reverse Transfer Capacitance at $V_{DS} = 25\text{ V}, f = 1\text{ MHz}$	$C_{rss}$	-	5	pF
Turn-On Time at $V_{DD} = 30\text{ V}, R_L = 150\ \Omega, I_D = 0.2\text{ A}, V_{GS} = 10\text{ V}, R_{GEN} = 25\ \Omega$	$t_{on}$	-	20	ns
Turn-Off Time at $V_{DD} = 30\text{ V}, R_L = 150\ \Omega, I_D = 0.2\text{ A}, V_{GS} = 10\text{ V}, R_{GEN} = 25\ \Omega$	$t_{off}$	-	20	ns



Dated: 25/12/2007



# FUKUCOM COMPANY LTD.

福靈有限公司

FLAT P, 3/F., EVEREST INDUSTRIAL CENTRE, 396 KWUN TONG ROAD,  
KWUN TONG, KOWLOON, HONG KONG.

TEL: 852-2790 0314 FAX: 852-2790 0206

## MMBT7002

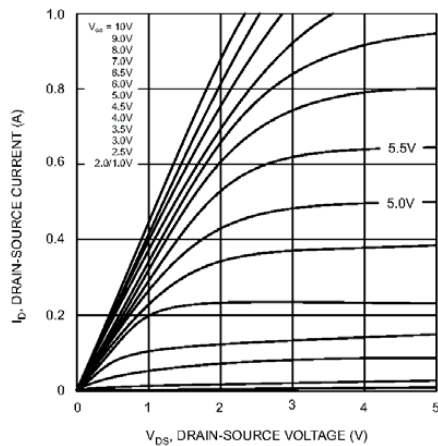


Fig. 1 On-Region Characteristics

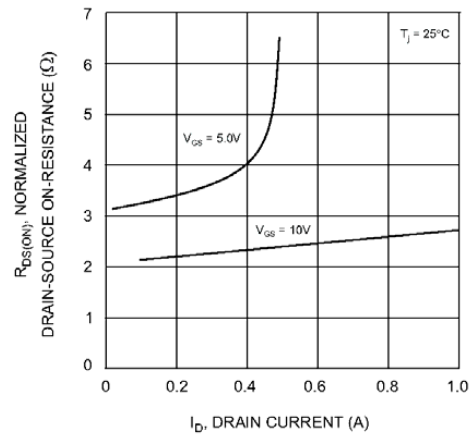


Fig. 2 On-Resistance vs Drain Current

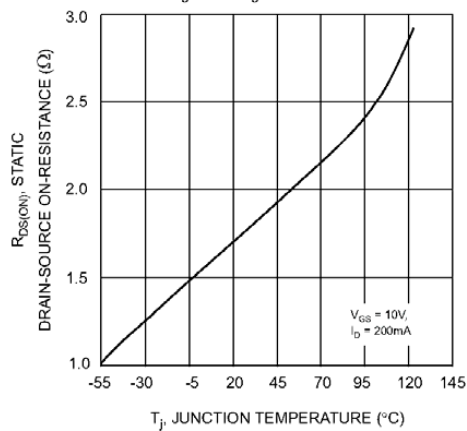


Fig. 3 On-Resistance vs Junction Temperature

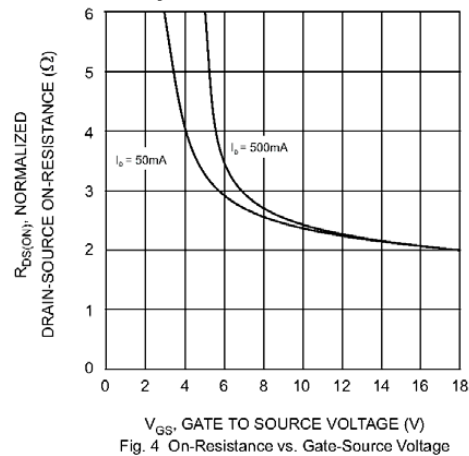


Fig. 4 On-Resistance vs. Gate-Source Voltage

