



FUKUCOM COMPANY LTD.

福靈有限公司

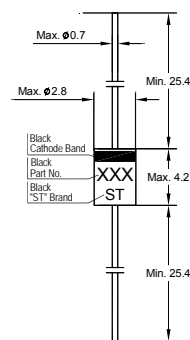
FLAT P, 3/F., EVEREST INDUSTRIAL CENTRE, 396 KWUN TONG ROAD,
KWUN TONG, KOWLOON, HONG KONG.

TEL: 852-2790 0314 FAX: 852-2790 0206

BZX2C

SILICON PLANAR POWER ZENER DIODES

for use in stabilizing and clipping circuits with high power rating. The Zener voltages are graded according to the international E24 standard. Other voltage tolerances and higher Zener voltages are upon request.



Glass Case DO-41
Dimensions in mm

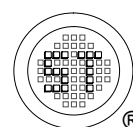
Absolute Maximum Ratings ($T_a = 25\text{ }^\circ\text{C}$)

Parameter	Symbol	Value	Unit
Power Dissipation	P_{tot}	2 ¹⁾	W
Junction Temperature	T_j	175	$^\circ\text{C}$
Storage Temperature Range	T_s	- 65 to + 175	$^\circ\text{C}$

¹⁾ Valid provided that leads at a distance of 8 mm from case are kept at ambient temperature.

Characteristics at $T_a = 25\text{ }^\circ\text{C}$

Parameter	Symbol	Max.	Unit
Forward Voltage at $I_F = 200\text{ mA}$	V_F	1.2	V



Dated : 05/06/2008



FUKUCOM COMPANY LTD.

福 靈 有 限 公 司

FLAT P, 3/F., EVEREST INDUSTRIAL CENTRE, 396 KWUN TONG ROAD,
KWUN TONG, KOWLOON, HONG KONG.

TEL: 852-2790 0314 FAX: 852-2790 0206

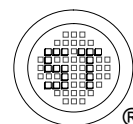
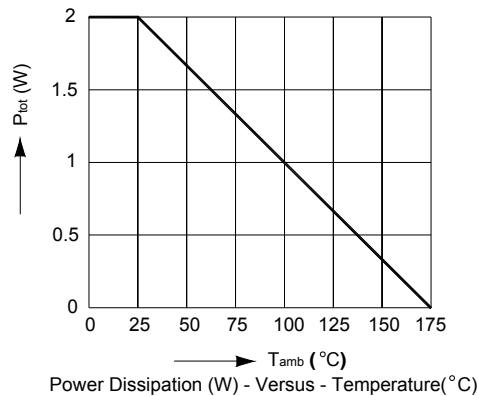
BZX2C

Characteristics at $T_j = 25\text{ }^\circ\text{C}$

Type	Zener Voltage Range ¹⁾			Maximum Dynamic Resistance			Maximum Reverse Leakage Current		Maximum DC Zener Current ²⁾ I_{ZM} (mA)
	V_{Znom} (V)	V_{ZT} (V)	I_{ZT} (mA)	(Ω) at I_{ZT}	(Ω) at I_{ZK}	I_{ZK} (mA)	I_R (μ A)	V_R (V)	
BZX2C3V6	3.6	3.4...3.8	139	5	400	1	80	1	504
BZX2C3V9	3.9	3.7...4.1	128	5	400	1	30	1	468
BZX2C4V3	4.3	4...4.6	116	4.5	400	1	20	1	434
BZX2C4V7	4.7	4.4...5	106	4.5	550	1	5	1	386
BZX2C5V1	5.1	4.8...5.4	98	3.5	600	1	5	1	356
BZX2C5V6	5.6	5.2...6	89.5	2.5	650	1	5	2	324
BZX2C6V2	6.2	5.8...6.6	80.5	1.5	700	1	5	3	292
BZX2C6V8	6.8	6.4...7.2	73.5	2	700	1	5	4	266
BZX2C7V5	7.5	7...7.9	66.5	2	700	0.5	5	5	242
BZX2C8V2	8.2	7.7...8.7	61	2.3	700	0.5	5	6	220
BZX2C9V1	9.1	8.5...9.6	55	2.5	700	0.5	2	7	200
BZX2C10	10	9.4...10.6	50	3.5	700	0.25	3	7.6	182
BZX2C11	11	10.4...11.6	45.5	4	700	0.25	1	8.4	166
BZX2C12	12	11.4...12.7	41.5	4.5	700	0.25	1	9.1	152
BZX2C13	13	12.4...14.1	38.5	5	700	0.25	0.5	9.9	138
BZX2C15	15	13.8...15.6	33.4	7	700	0.25	0.5	11.4	122
BZX2C16	16	15.3...17.1	31.2	8	700	0.25	0.5	12.2	114
BZX2C18	18	16.8...19.1	27.8	10	750	0.25	0.5	13.7	100
BZX2C20	20	18.8...21.2	25	11	750	0.25	0.5	15.2	90
BZX2C22	22	20.8...23.3	22.8	12	750	0.25	0.5	16.7	82
BZX2C24	24	22.8...25.6	20.8	13	750	0.25	0.5	18.2	76
BZX2C27	27	25.1...28.9	18.5	18	750	0.25	0.5	20.6	68
BZX2C30	30	28...32	16.6	20	1000	0.25	0.5	22.5	60
BZX2C33	33	31...35	15.1	23	1000	0.25	0.5	25.1	55
BZX2C36	36	34...38	13.9	25	1000	0.25	0.5	27.4	50
BZX2C39	39	37...41	12.8	30	1000	0.25	0.5	29.7	47
BZX2C43	43	40...46	11.6	35	1500	0.25	0.5	32.7	43

¹⁾ Tested with pulses $t_p = 20$ ms.

²⁾ Valid provided that leads are kept at ambient temperature at a distance of 8 mm from case.



Dated : 05/06/2008