



FUKUCOM COMPANY LTD.

福 靈 有 限 公 司

FLAT P, 3/F., EVEREST INDUSTRIAL CENTRE, 396 KWUN TONG ROAD,
KWUN TONG, KOWLOON, HONG KONG.

TEL: 852-2790 0314 FAX: 852-2790 0206

1N5817 THRU 1N5819

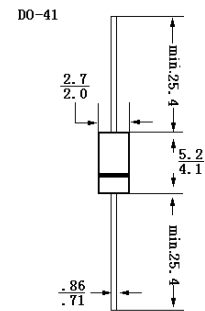
SCHOTTKY BARRIER RECTIFIERS

Features

- Metal silicon junction, majority carrier conduction
- Guarding for overvoltage protection
- Low power loss, high efficiency
- High current capability
- low forward voltage drop
- High surge capability
- For use in low voltage, high frequency inverters, free wheeling, and polarity protection applications

Mechanical Data

- Case: Molded plastic, DO-41

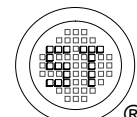


Dimensions in mm

Maximum Ratings and Electrical Characteristics

Ratings at 25 °C ambient temperature unless otherwise specified.

Parameter	Symbols	1N5817	1N5818	1N5819	Units
Maximum Repetitive Peak Reverse Voltage	V_{RRM}	20	30	40	V
Maximum RMS voltage	V_{RMS}	14	21	28	V
Maximum DC Blocking Voltage	V_{DC}	20	30	40	V
Maximum Average Forward Rectified Current 0.375" (9.5 mm) Lead Length at $T_L = 90\text{ }^\circ\text{C}$	$I_{(AV)}$	1			A
Peak Forward Surge Current, 8.3ms Single Half Sine-wave Superimposed On Rated Load (JEDEC method) at $T_L = 70\text{ }^\circ\text{C}$	I_{FSM}	25			A
Maximum Instantaneous Forward Voltage at 1 A Maximum Instantaneous Forward Voltage at 3.1 A	V_F	0.45 0.75	0.55 0.875	0.6 0.9	V
Maximum Instantaneous Reverse Current at $T_A = 25\text{ }^\circ\text{C}$ Rated DC Reverse Voltage $T_A = 100\text{ }^\circ\text{C}$	I_R	1 10			mA
Typical Thermal Resistance	$R_{\theta JA}$ $R_{\theta JL}$	50 15			$^\circ\text{C/W}$
Typical Junction Capacitance	C_J	110			pF
Storage and Operating Junction Temperature Range	T_j, T_{stg}	- 65 to + 125			$^\circ\text{C}$



Dated : 11/11/2008



FUKUCOM COMPANY LTD.

福靈有限公司

FLAT P, 3/F., EVEREST INDUSTRIAL CENTRE, 396 KWUN TONG ROAD,
KWUN TONG, KOWLOON, HONG KONG.

TEL: 852-2790 0314

FAX: 852-2790 0206

1N5817 THRU 1N5819

FIG.1-FORWARD CURRENT DERATING CURVE

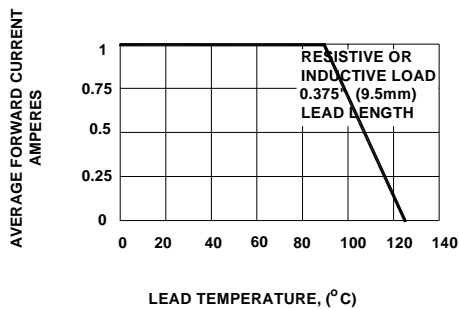


Fig.2- MAXIMUM NON-REPETITIVE PEAK FORWARD SURGE CURRENT

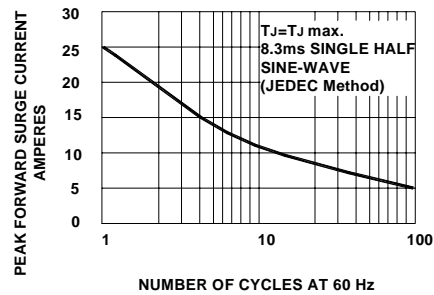


Fig.3-TYPICAL INSTANTANEOUS FORWARD CHARACTERISTICS

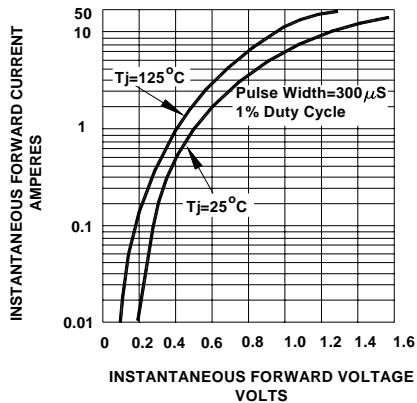


Fig.4- TYPICAL REVERSE CHARACTERISTICS

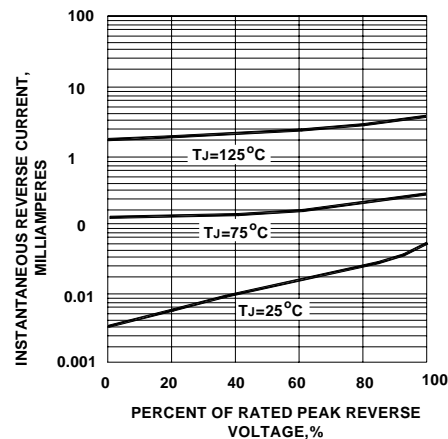


Fig.5- TYPICAL JUNCTION CAPACITANCE

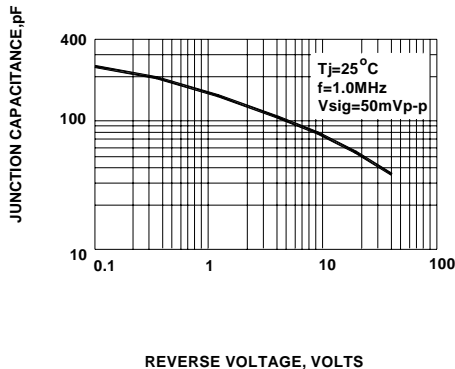
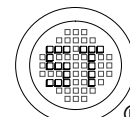
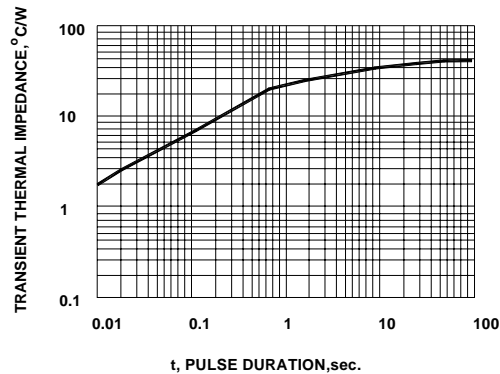


Fig.6- TYPICAL TRANSIENT THERMAL IMPEDANCE



Dated : 11/11/2008