



FUKUCOM COMPANY LTD.

福 靈 有 限 公 司

FLAT P, 3/F., EVEREST INDUSTRIAL CENTRE, 396 KWUN TONG ROAD,
KWUN TONG, KOWLOON, HONG KONG.

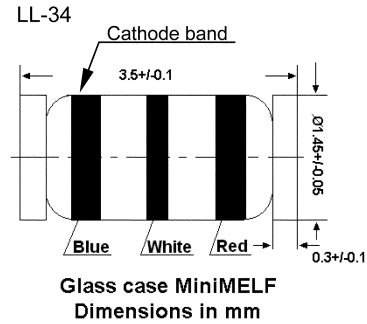
TEL: 852-2790 0314 FAX: 852-2790 0206

BZT52C...

SILICON PLANAR ZENER DIODES

Features

- Ideally Suited for Automated Assembly Processes
- Total power dissipation: max. 500 mW

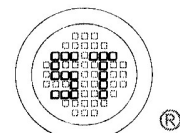


Absolute Maximum Ratings ($T_a = 25\text{ }^\circ\text{C}$)

	Symbol	Value	Unit
Power Dissipation	P_{tot}	500	mW
Junction Temperature	T_j	150	$^\circ\text{C}$
Storage Temperature Range	T_s	-65 to +150	$^\circ\text{C}$

Characteristics at $T_{amb} = 25\text{ }^\circ\text{C}$

	Symbol	Min.	Max.	Unit
Thermal Resistance Junction to Ambient Air	R_{thA}	-	305	$^\circ\text{C}/\text{mW}$
Forward Voltage at $I_F = 10\text{mA}$	V_F	-	0.9	V



SEMTECH

Dated : 1/11/2005



FUKUCOM COMPANY LTD.

福 靈 有 限 公 司

FLAT P, 3/F., EVEREST INDUSTRIAL CENTRE, 396 KWUN TONG ROAD,
KWUN TONG, KOWLOON, HONG KONG.

TEL: 852-2790 0314 FAX: 852-2790 0206

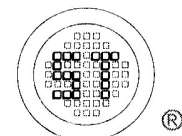
BZT52C...

Characteristics at $T_a = 25\text{ }^\circ\text{C}$

Type	Zener Voltage Range ¹⁾			Dynamic Impedance ²⁾			Reverse Leakage Current		Typical Temperature coefficient at I_{ZTC} mV/ $^\circ\text{C}$	Test Current I_{ZTC} (mA)
	V_{znom} V	I_{ZT} mA	for V_{ZT} V	Z_{ZT} at I_{ZT} Ω (Max)	Z_{ZK} at I_{ZK} Ω (Max)	mA	I_R at V_R μA (Max)	V		
BZT52C2V4	2.4	5	2.2...2.6	100	600	1	50	1	-3.5...0	5
BZT52C2V7	2.7	5	2.5...2.9	100	600	1	20	1	-3.5...0	5
BZT52C3V0	3.0	5	2.8...3.2	95	600	1	10	1	-3.5...0	5
BZT52C3V3	3.3	5	3.1...3.5	95	600	1	5	1	-3.5...0	5
BZT52C3V6	3.6	5	3.4...3.8	90	600	1	5	1	-3.5...0	5
BZT52C3V9	3.9	5	3.7...4.1	90	600	1	3	1	-3.5...0	5
BZT52C4V3	4.3	5	4...4.6	90	600	1	3	1	-3.5...0	5
BZT52C4V7	4.7	5	4.4...5	80	500	1	3	2	-3.5...0.2	5
BZT52C5V1	5.1	5	4.8...5.4	60	480	1	2	2	-2.7...1.2	5
BZT52C5V6	5.6	5	5.2...6	40	400	1	1	2	-2...2.5	5
BZT52C6V2	6.2	5	5.8...6.6	10	150	1	3	4	0.4...3.7	5
BZT52C6V8	6.8	5	6.4...7.2	15	80	1	2	4	1.2...4.5	5
BZT52C7V5	7.5	5	7...7.9	15	80	1	1	5	2.5...5.3	5
BZT52C8V2	8.2	5	7.7...8.7	15	80	1	0.7	5	3.2...6.2	5
BZT52C9V1	9.1	5	8.5...9.6	15	100	1	0.5	6	3.8...7	5
BZT52C10	10	5	9.4...10.6	20	150	1	0.2	7	4.5...8	5
BZT52C11	11	5	10.4...11.6	20	150	1	0.1	8	5.4...9	5
BZT52C12	12	5	11.4...12.7	25	150	1	0.1	8	6...10	5
BZT52C13	13	5	12.4...14.1	30	170	1	0.1	8	7...11	5
BZT52C15	15	5	13.8...15.6	30	200	1	0.1	10.5	9.2...13	5
BZT52C16	16	5	15.3...17.1	40	200	1	0.1	11.2	10.4...14	5
BZT52C18	18	5	16.8...19.1	45	225	1	0.1	12.6	12.4...16	5
BZT52C20	20	5	18.8...21.2	55	225	1	0.1	14	14.4...18	5
BZT52C22	22	5	20.8...23.3	55	250	1	0.1	15.4	16.4...20	5
BZT52C24	24	5	22.8...25.6	70	250	1	0.1	16.8	18.4...22	5
BZT52C27	27	2	25.1...28.9	80	300	0.5	0.1	18.9	21.4...25.3	2
BZT52C30	30	2	28...32	80	300	0.5	0.1	21	24.4...29.4	2
BZT52C33	33	2	31...35	80	325	0.5	0.1	23.1	27.4...33.4	2
BZT52C36	36	2	34...38	90	350	0.5	0.1	25.2	30.4...37.4	2
BZT52C39	39	2	37...41	130	350	0.5	0.1	27.3	33.4...41.2	2

¹⁾ V_Z is tested with pulses (20 ms).

²⁾ Z_Z is measured at I_Z by given a very small A.C. current signal.



SEMTECH

Dated : 1/11/2005