



FUKUCOM COMPANY LTD.

福 靈 有 限 公 司

FLAT P, 3/F., EVEREST INDUSTRIAL CENTRE, 396 KWUN TONG ROAD,
KWUN TONG, KOWLOON, HONG KONG

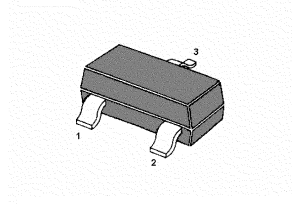
TEL: 852-2790 0314 FAX: 852-2790 0206

MMBTSC1623

NPN Silicon Epitaxial Planar Transistor

for switching and AF amplifier applications

The transistor is subdivided into four groups,
O, Y, G and L, according to its DC current gain



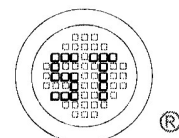
1. Base 2. Emitter 3. Collector
SOT-23 Plastic Package

Absolute Maximum Ratings ($T_a = 25\text{ }^\circ\text{C}$)

Parameter	Symbol	Value	Unit
Collector Base Voltage	V_{CBO}	60	V
Collector Emitter Voltage	V_{CEO}	50	V
Emitter Base Voltage	V_{EBO}	5	V
Collector Current	I_C	100	mA
Power Dissipation	P_{tot}	200	mW
Junction Temperature	T_j	150	$^\circ\text{C}$
Storage Temperature Range	T_S	- 55 to + 150	$^\circ\text{C}$

Characteristics at $T_a = 25\text{ }^\circ\text{C}$

Parameter	Symbol	Min.	Typ.	Max.	Unit	
DC Current Gain at $V_{CE} = 6\text{ V}$, $I_C = 1\text{ mA}$ Current Gain Group	O	h_{FE}	90	-	180	-
	Y	h_{FE}	135	-	270	-
	G	h_{FE}	200	-	400	-
	L	h_{FE}	300	-	600	-
Collector Base Breakdown Voltage at $I_C = 100\text{ }\mu\text{A}$	$V_{(BR)CBO}$	60	-	-	V	
Collector Emitter Breakdown Voltage at $I_C = 1\text{ mA}$	$V_{(BR)CEO}$	50	-	-	V	
Emitter Base Breakdown Voltage at $I_E = 10\text{ }\mu\text{A}$	$V_{(BR)EBO}$	5	-	-	V	
Collector Cutoff Current at $V_{CB} = 60\text{ V}$	I_{CBO}	-	-	0.1	μA	
Emitter Cutoff Current at $V_{EB} = 5\text{ V}$	I_{EBO}	-	-	0.1	μA	
Collector Saturation Voltage at $I_C = 100\text{ mA}$, $I_B = 10\text{ mA}$	$V_{CE(sat)}$	-	-	0.3	V	
Base Saturation Voltage at $I_C = 100\text{ mA}$, $I_B = 10\text{ mA}$	$V_{BE(sat)}$	-	-	1	V	
Gain Bandwidth Product at $V_{CE} = 6\text{ V}$, $I_C = 10\text{ mA}$	f_T	-	250	-	MHz	
Output Capacitance at $V_{CB} = 6\text{ V}$, $f = 1\text{ MHz}$	C_{OB}	-	3	-	pF	



SEMTECH

Dated : 04/09/2006



FUKUCOM COMPANY LTD.

福靈有限公司

FLAT P, 3/F., EVEREST INDUSTRIAL CENTRE, 396 KWUN TONG ROAD,
KWUN TONG, KOWLOON, HONG KONG

TEL: 852-2790 0314 FAX: 852-2790 0206

MMBTSC1623

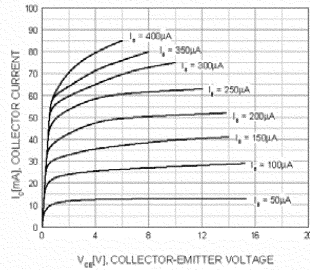


Figure 1. Static Characteristics

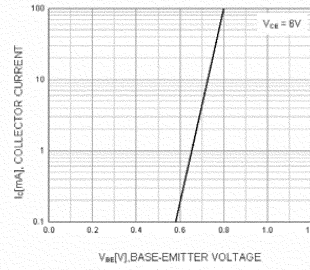


Figure 2. Transfer Characteristic

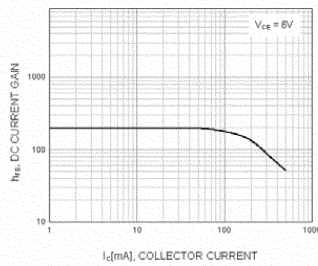


Figure 3. DC current Gain

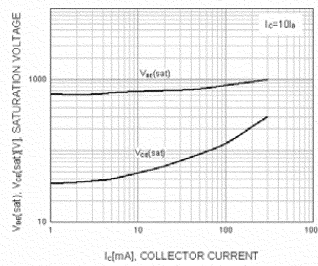


Figure 4. Base-Emitter Saturation Voltage
Collector-Emitter Saturation Voltage

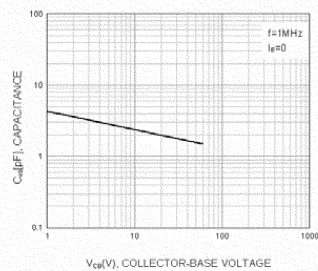


Figure 5. Output Capacitance

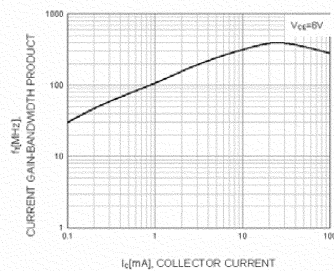
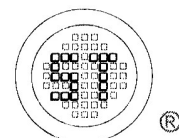


Figure 6. Current Gain Bandwidth Product



SEMTECH

Dated : 04/09/2006