



FUKUCOM COMPANY LTD.

福 靈 有 限 公 司

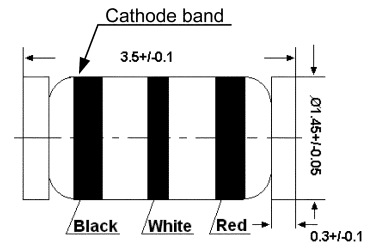
FLAT P, 3/F., EVEREST INDUSTRIAL CENTRE, 396 KWUN TONG ROAD,
KWUN TONG, KOWLOON, HONG KONG.

TEL: 852-2790 0314 FAX: 852-2790 0206

LL4151

FAST SWITCHING DIODE

LL-34

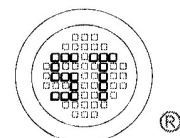


Glass case MiniMELF
Dimensions in mm

Absolute Maximum Ratings* (T_a = 25°C)

Characteristic	Symbol	Value	Unit
Maximum Repetitive Reverse Voltage	V _{RRM}	75	V
Reverse Voltage	V _R	50	V
Peak Forward Surge Current tp = 1 μs	I _{FSM}	2	A
Repetitive Peak Forward Current	I _{FRM}	500	mA
Forward Current	I _F	300	mA
Average Forward Current V _R =0	I _{F(AV)}	150	mA
Power Dissipation	P _{tot}	500	mW
Junction Ambient (Note 1)	R _{thJA}	500	K/W
Operating Junction temperature	T _J	175	°C
Storage Temperature Range	T _S	-65 to +175	°C

Notes: 1) On PC board 50mm x 50mm x 1.6mm



SEMTECH

Dated : 02/04/2005



FUKUCOM COMPANY LTD.

福 靈 有 限 公 司

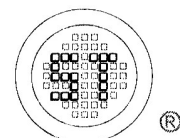
FLAT P, 3/F., EVEREST INDUSTRIAL CENTRE, 396 KWUN TONG ROAD,
KWUN TONG, KOWLOON, HONG KONG.

TEL: 852-2790 0314 FAX: 852-2790 0206

LL4151

Characteristics at $T_j = 25^\circ\text{C}$

Characteristic	Symbol	Min.	Typ.	Max.	Unit
Breakdown Voltage at $I_R = 5\mu\text{A}$ $t_p/T=0.01$, $t_p=0.3\text{ms}$	$V_{(BR)}$	75	-	-	V
Forward Voltage at $I_F = 50\text{mA}$	V_F	-	0.88	1	V
Reverse Current at $V_R = 50\text{V}$ $V_R = 50\text{V}$, $T_j = 150^\circ\text{C}$	I_R I_R	- -	- -	50 50	nA μA
Total Capacitance at $f = 1\text{MHz}$, $V_R=0$, $V_{HF}=50\text{mV}$	C_T	-	-	2	pF
Reverse Recovery Time at $I_F = 10\text{mA}$, $V_R = 6\text{V}$, $R_L = 100\Omega$, $i_R = 0.1 \times I_R$	T_{RR1}	-	-	2	nS
Reverse Recovery Time at $I_F = I_R = 10 \text{ mA}$, $i_R = 1\text{mA}$	T_{RR2}	-	-	4	nS



SEMTECH

Dated : 02/04/2005



FUKUCOM COMPANY LTD.

福靈有限公司

FLAT P, 3/F., EVEREST INDUSTRIAL CENTRE, 396 KWUN TONG ROAD,
KWUN TONG, KOWLOON, HONG KONG.

TEL: 852-2790 0314 FAX: 852-2790 0206

LL4151

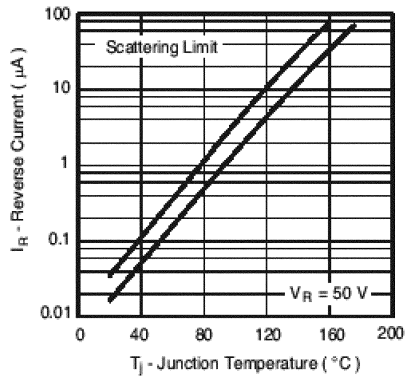


Fig. 1 Reverse Current vs. Junction Temperature

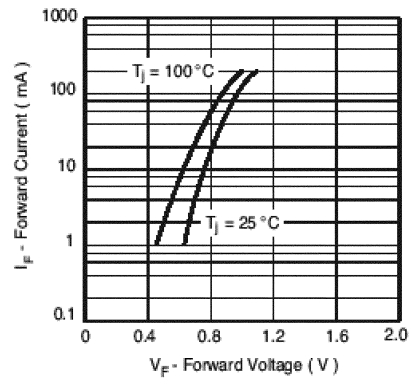


Fig. 2 Forward Current vs. Forward Voltage

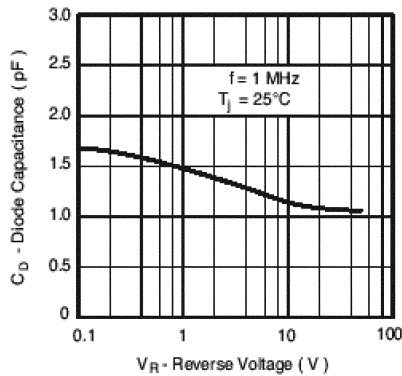
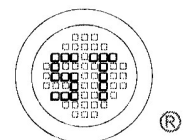


Fig. 3 Diode Capacitance vs. Reverse Voltage



SEMTECH

Dated : 02/04/2005