



FUKUCOM COMPANY LTD.

福 靈 有 限 公 司

FLAT P, 3/F., EVEREST INDUSTRIAL CENTRE, 396 KWUN TONG ROAD,
KWUN TONG, KOWLOON, HONG KONG.

TEL: 852-2790 0314 FAX: 852-2790 0206



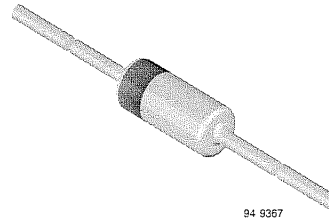
1N4148.1N4448

Vishay Semiconductors

Fast Switching Diodes

Features

- Silicon Epitaxial Planar Diodes
- Electrically equivalent diodes: 1N4148 - 1N914
1N4448 - 1N914B



94 9367

Applications

Extreme fast switches

Mechanical Data

Case: DO-35 Glass Case

Weight: approx. 125 mg

Packaging Codes/Options:

TR / 10 k per 13 " reel (52 mm tape), 50 k/box

TAP / 10 k per Ammpack (52 mm tape), 50 k/box

Parts Table

Part	Type differentiation	Ordering code	Remarks
1N4148	$V_{RRM} = 100\text{ V}$, $V_F @ I_F 10\text{ mA} = 1\text{ V}$	1N4148-TAP or 1N4148-TR	Ammpack / Tape and Reel
1N4448	$V_{RRM} = 100\text{ V}$, $V_F @ I_F 100\text{ mA} = 1\text{ V}$	1N4448-TAP or 1N4448-TR	Ammpack / Tape and Reel

Absolute Maximum Ratings

$T_{amb} = 25\text{ }^\circ\text{C}$, unless otherwise specified

Parameter	Test condition	Symbol	Value	Unit
Repetitive peak reverse voltage		V_{RRM}	100	V
Reverse voltage		V_R	75	V
Peak forward surge current	$t_p = 1\text{ }\mu\text{s}$	I_{FSM}	2	A
Repetitive peak forward current		I_{FRM}	500	mA
Forward current		I_F	300	mA
Average forward current	$V_R = 0$	I_{FAV}	150	mA
Power dissipation	$l = 4\text{ mm}$, $T_L = 45\text{ }^\circ\text{C}$	P_V	440	mW
	$l = 4\text{ mm}$, $T_L \leq 25\text{ }^\circ\text{C}$	P_V	500	mW

Thermal Characteristics

$T_{amb} = 25\text{ }^\circ\text{C}$, unless otherwise specified

Parameter	Test condition	Symbol	Value	Unit
Junction ambient	$l = 4\text{ mm}$, $T_L = \text{constant}$	R_{thJA}	350	K/W
Junction temperature		T_j	200	$^\circ\text{C}$
Storage temperature range		T_{stg}	- 65 to + 200	$^\circ\text{C}$



FUKUCOM COMPANY LTD.

福 靈 有 限 公 司

FLAT P, 3/F., EVEREST INDUSTRIAL CENTRE, 396 KWUN TONG ROAD,
KWUN TONG, KOWLOON, HONG KONG.

TEL: 852-2790 0314 FAX: 852-2790 0206

1N4148.1N4448

Vishay Semiconductors



Electrical Characteristics

T_{amb} = 25 °C, unless otherwise specified

Parameter	Test condition	Part	Symbol	Min	Typ.	Max	Unit
Forward voltage	I _F = 5 mA	1N4448-TR	V _F	0.62		0.72	V
	I _F = 10 mA	1N4148-TR	V _F			1	V
	I _F = 100 mA	1N4448-TR	V _F			1	V
Reverse current	V _R = 20 V		I _R			25	nA
	V _R = 20 V, T _j = 150 °C		I _R			50	μA
	V _R = 75 V		I _R			5	μA
Breakdown voltage	I _R = 100 μA, t _p /T = 0.01, t _p = 0.3 ms		V _(BR)	100			V
Diode capacitance	V _R = 0, f = 1 MHz, V _{HIF} = 50 mV		C _D			4	pF
Rectification efficiency	V _{HIF} = 2 V, f = 100 MHz		η _r	45			%
Reverse recovery time	I _F = I _R = 10 mA, i _R = 1 mA		t _{rr}			8	ns
	I _F = 10 mA, V _R = 6 V, i _R = 0.1 x I _R , R _L = 100 Ω		t _{rr}			4	ns

Typical Characteristics (T_{amb} = 25 °C unless otherwise specified)

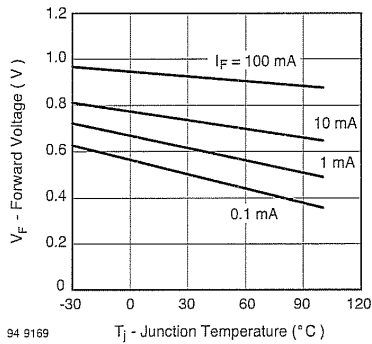


Fig. 1 Forward Voltage vs. Junction Temperature

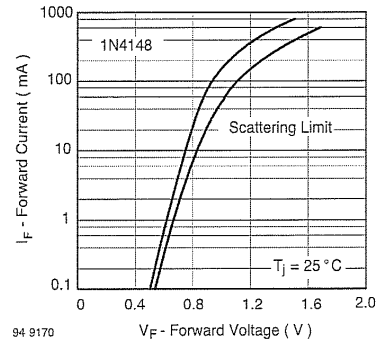


Fig. 2 Forward Current vs. Forward Voltage



FUKUCOM COMPANY LTD.

福 靈 有 限 公 司

FLAT P, 3/F., EVEREST INDUSTRIAL CENTRE, 396 KWUN TONG ROAD,
KWUN TONG, KOWLOON, HONG KONG.

TEL: 852-2790 0314 FAX: 852-2790 0206



1N4148.1N4448

Vishay Semiconductors

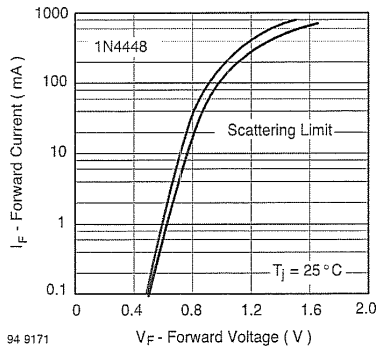


Fig. 3 Forward Current vs. Forward Voltage

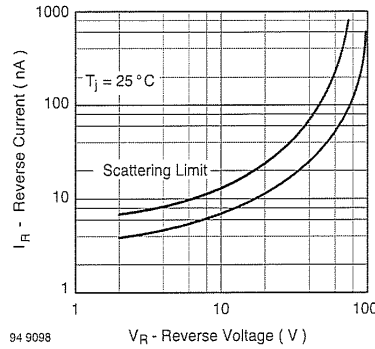
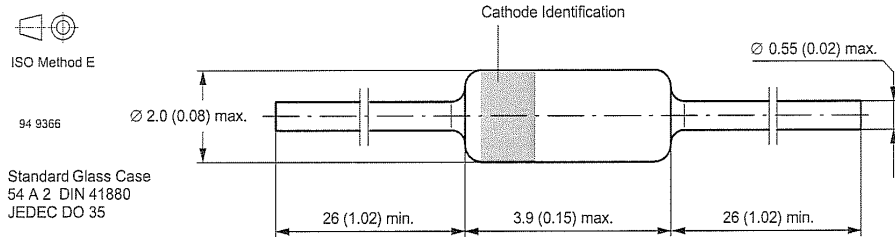


Fig. 4 Reverse Current vs. Reverse Voltage

Package Dimensions in mm (Inches)





FUKUCOM COMPANY LTD.

福 靈 有 限 公 司

FLAT P, 3/F., EVEREST INDUSTRIAL CENTRE, 396 KWUN TONG ROAD,
KWUN TONG, KOWLOON, HONG KONG.

TEL: 852-2790 0314 FAX: 852-2790 0206

1N4148.1N4448



Vishay Semiconductors

Ozone Depleting Substances Policy Statement

It is the policy of **Vishay Semiconductor GmbH** to

1. Meet all present and future national and international statutory requirements.
2. Regularly and continuously improve the performance of our products, processes, distribution and operating systems with respect to their impact on the health and safety of our employees and the public, as well as their impact on the environment.

It is particular concern to control or eliminate releases of those substances into the atmosphere which are known as ozone depleting substances (ODSs).

The Montreal Protocol (1987) and its London Amendments (1990) intend to severely restrict the use of ODSs and forbid their use within the next ten years. Various national and international initiatives are pressing for an earlier ban on these substances.

Vishay Semiconductor GmbH has been able to use its policy of continuous improvements to eliminate the use of ODSs listed in the following documents.

1. Annex A, B and list of transitional substances of the Montreal Protocol and the London Amendments respectively
2. Class I and II ozone depleting substances in the Clean Air Act Amendments of 1990 by the Environmental Protection Agency (EPA) in the USA
3. Council Decision 88/540/EEC and 91/690/EEC Annex A, B and C (transitional substances) respectively.

Vishay Semiconductor GmbH can certify that our semiconductors are not manufactured with ozone depleting substances and do not contain such substances.

We reserve the right to make changes to improve technical design and may do so without further notice.

Parameters can vary in different applications. All operating parameters must be validated for each customer application by the customer. Should the buyer use Vishay Semiconductors products for any unintended or unauthorized application, the buyer shall indemnify Vishay Semiconductors against all claims, costs, damages, and expenses, arising out of, directly or indirectly, any claim of personal damage, injury or death associated with such unintended or unauthorized use.

Vishay Semiconductor GmbH, P.O.B. 3535, D-74025 Heilbronn, Germany
Telephone: 49 (0)7131 67 2831, Fax number: 49 (0)7131 67 2423