



FUKUCOM COMPANY LTD.

福靈有限公司

FLAT P, 3/F, EVEREST INDUSTRIAL CENTRE, 396 KWUN TONG ROAD,
KWUN TONG, KOWLOON, HONG KONG.
TEL: 2790-0314 FAX: 2790-0206



RECTIFIER SPECIALISTS

SF81
THRU
SF86

TECHNICAL SPECIFICATIONS OF SUPER FAST RECTIFIER

VOLTAGE RANGE - 50 to 400 Volts

CURRENT - 8.0 Amperes

FEATURES


- * Low switching noise
- * Low forward voltage drop
- * Low thermal resistance
- * High current capability
- * Super fast switching speed
- * High reliability
- * Good for switching mode circuit

MECHANICAL DATA

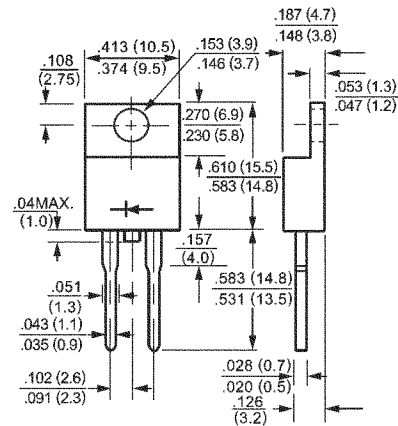
- * Case: Molded plastic
- * Epoxy: UL 94V-0 rate flame retardant
- * Lead: MIL-STD-202E, Method 208 guaranteed
- * Mounting position: Any
- * Weight: 2.24 grams

MAXIMUM RATINGS AND ELECTRICAL CHARACTERISTICS

Ratings at 25 °C ambient temperature unless otherwise specified.
Single phase, half wave, 60 Hz, resistive or inductive load.
For capacitive load, derate current by 20%.



TO-220A



	SYMBOL	SF81	SF82	SF83	SF84	SF85	SF86	UNITS
Maximum Recurrent Peak Reverse Voltage	V _{RRM}	50	100	150	200	300	400	Volts
Maximum RMS Voltage	V _{RMS}	35	70	105	140	210	280	Volts
Maximum DC Blocking Voltage	V _{DC}	50	100	150	200	300	400	Volts
Maximum Average Forward Rectified Current at T _c = 100°C	I _O	8.0						Amps
Peak Forward Surge Current 8.3 ms single half sine-wave superimposed on rated load (JEDEC Method)	I _{FSM}	150						Amps
Maximum Instantaneous Forward Voltage at 8.0A DC	V _F	1.0			1.35			Volts
Maximum DC Reverse Current at Rated DC Blocking Voltage	@T _c = 25°C	10						uAmps
	@T _c = 100°C	500						
Maximum Reverse Recovery Time (Note 1)	t _{rr}	35			50			nSec
Typical Thermal Resistance	R _{θJC}	3						°C/W
Typical Junction Capacitance (Note 2)	C _J	50			30			pF
Operating and Storage Temperature Range	T _J , T _{STG}	-65 to +150						°C

NOTES : 1. Test Conditions: I_F = 0.5A, I_R = 1.0A, I_{RR} = 0.25A
2. Measured at 1 MHz and applied reverse voltage of 4.0 volts.
3. Suffix "R" for Reverse Polarity.



FUKUCOM COMPANY LTD.

福 靈 有 限 公 司

FLAT P, 3/F, EVEREST INDUSTRIAL CENTRE, 396 KWUN TONG ROAD,
KWUN TONG, KOWLOON, HONG KONG.
TEL: 2790-0314 FAX: 2790-0206

RATING AND CHARACTERISTIC CURVES (SF81 THRU SF86)

FIG. 1 - TEST CIRCUIT DIAGRAM AND REVERSE RECOVERY TIME CHARACTERISTIC

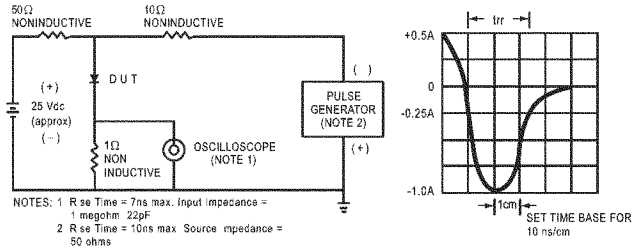


FIG. 2 - TYPICAL FORWARD CURRENT DERATING CURVE

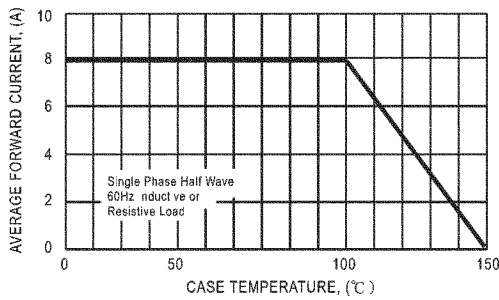


FIG. 3 - TYPICAL REVERSE CHARACTERISTICS

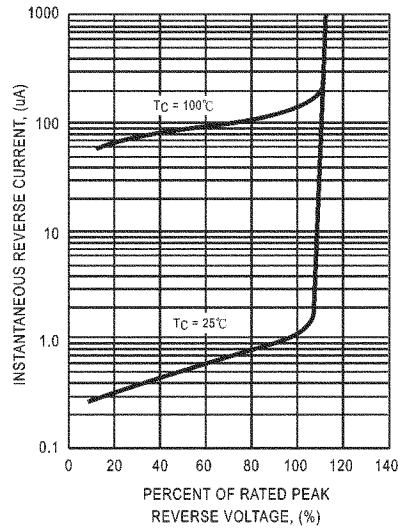


FIG. 4 - MAXIMUM NON-REPETITIVE FORWARD SURGE CURRENT

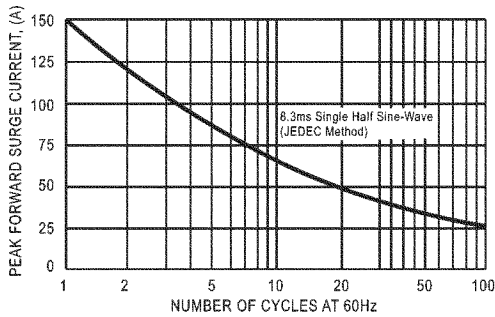


FIG. 5 - TYPICAL INSTANTANEOUS FORWARD CHARACTERISTICS

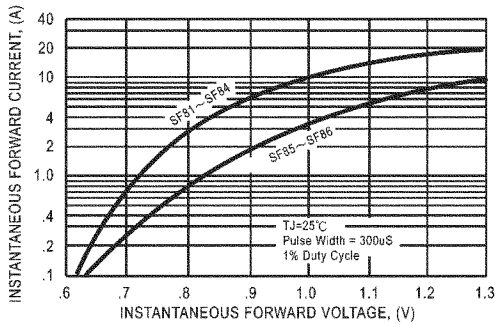


FIG. 6 - TYPICAL JUNCTION CAPACITANCE

