



FUKUCOM COMPANY LTD.

福 靈 有 限 公 司

FLAT P, 3/F., EVEREST INDUSTRIAL CENTRE, 396 KWUN TONG ROAD,
 KWUN TONG, KOWLOON, HONG KONG.
 TEL: 2790-0314 FAX: 2790-0206

 <p>RECTIFIER SPECIALISTS</p>	<p>SS0520 THRU SS0540</p>
--	---

TECHNICAL SPECIFICATIONS OF SURFACE MOUNT SCHOTTKY BARRIER DIODES
 VOLTAGE RANGE - 20 to 40 Volts CURRENT - 0.5 Ampere

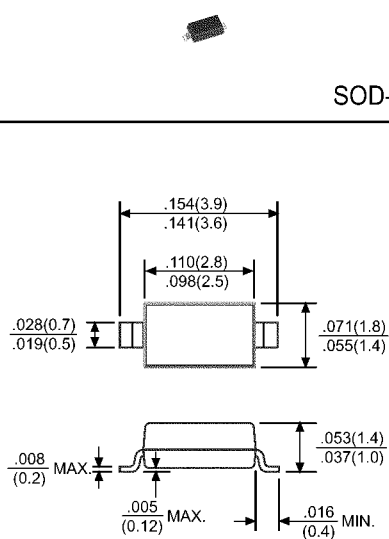
FEATURES

- * For general purpose applications
- * Low turn-on voltage
- * Fast switching time
- * Protected by a PN junction guard ring against excessive voltage, such as electrostatic discharge(ESD)

MECHANICAL DATA

- * Case: Molded plastic
- * Epoxy: UL 94V-0 rate flame retardant
- * Terminals: Solder plated, solderable per MIL-STD-202E, Method 208 guaranteed
- * Mounting position: Any
- * Weight: 0.008 grams Approx.

SOD-123



Dimensions in inches and (millimeters)

MAXIMUM RATINGS AND ELECTRICAL CHARACTERISTICS

Ratings at 25°C ambient temperature unless otherwise specified.
 Single phase, half wave, 60Hz, resistive or inductive load.
 For capacitive load, derate current by 20%.

	SYMBOL	SS0520	SS0530	SS0540	UNITS
Maximum Recurrent Peak Reverse Voltage	V _{RRM}	20	30	40	Volts
Maximum RMS Voltage	V _{RMS}	14	21	28	Volts
Maximum DC Blocking Voltage	V _{DC}	20	30	40	Volts
Maximum Average Forward Rectified Current at TA=25°C	I _O	0.5			Amps
Peak Forward Surge Current 8.3 ms single half sine-wave superimposed on rated load (JEDEC Method)	I _{FSM}	5.5			Amps
Maximum Instantaneous Forward Voltage	@ I _F =0.5A	0.385	0.430	0.510	Volts
	@ I _F =0.1A	0.300	0.375	-	
Maximum DC Reverse Current at Rated DC Blocking Voltage	I _R	0.25	0.13	0.02	mAmps
Typical Thermal Resistance (Note1)	R _{θJA}	206			°C/W
Typical Junction Capacitance (Note 2)	C _J	50			pF
Storage Operating Temperature Range	T _J , T _{STG}	-55 to + 125			°C

Note: 1. Terminals maintained at specified at ambient temperature.
 2. Measured at 1 MHz and applied reverse voltage of 0 volts.



FUKUCOM COMPANY LTD.

福 靈 有 限 公 司

FLAT P, 3/F., EVEREST INDUSTRIAL CENTRE, 396 KWUN TONG ROAD,
KWUN TONG, KOWLOON, HONG KONG.
TEL: 2790-0314 FAX: 2790-0206

RATING AND CHARACTERISTIC CURVES (SS0520 THRU SS0540)

FIG. 1 - TYPICAL FORWARD CURRENT DERATING CURVE

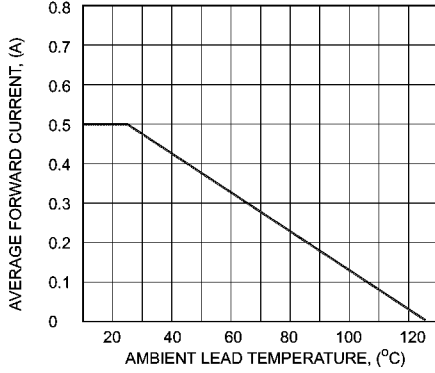


FIG. 2 - TYPICAL INSTANTANEOUS FORWARD CHARACTERISTICS

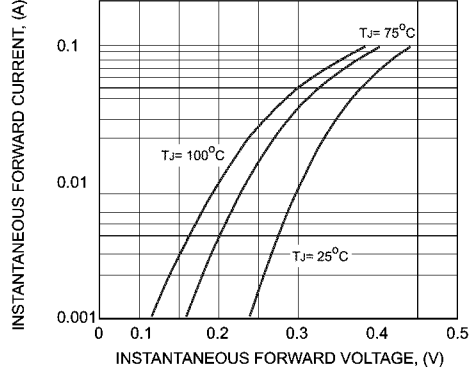


FIG. 3 - TYPICAL REVERSE CHARACTERISTICS

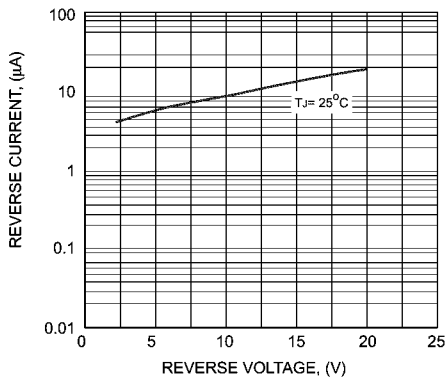


FIG. 4 - TYPICAL REVERSE CHARACTERISTICS

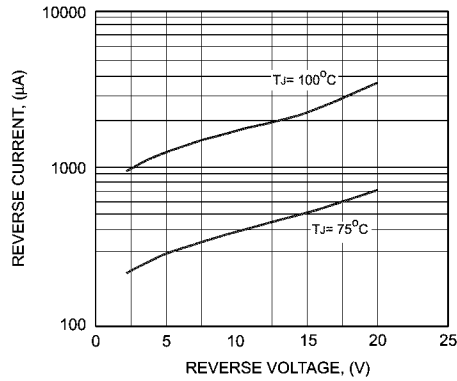


FIG. 5 - TYPICAL JUNCTION CAPACITANCE

