



FUKUCOM COMPANY LTD.

福 靈 有 限 公 司

FLAT P, 3/F, EVEREST INDUSTRIAL CENTRE, 396 KWUN TONG ROAD,
KWUN TONG, KOWLOON, HONG KONG.

TEL: 2790-0314 FAX: 2790-0206



RECTIFIER SPECIALISTS

SR220
THRU
SR2100

TECHNICAL SPECIFICATIONS OF SCHOTTKY BARRIER RECTIFIER

VOLTAGE RANGE - 20 to 100 Volts

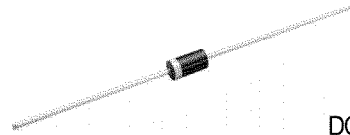
CURRENT - 2.0 Ampere

FEATURES

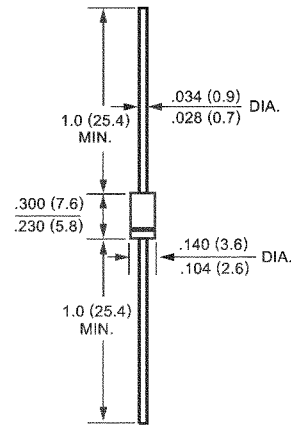
- * Low switching noise
- * Low forward voltage drop
- * High current capability
- * High switching capability
- * High surge capability
- * High reliability

MECHANICAL DATA

- * Case: Molded plastic
- * Epoxy: UL 94V-0 rate flame retardant
- * Lead: MIL-STD-202E, Method 208 guaranteed
- * Polarity: Color band denotes cathode end
- * Mounting position: Any
- * Weight: 0.4 gram



DO-15



Dimensions in inches and (millimeters)

MAXIMUM RATINGS AND ELECTRICAL CHARACTERISTICS

Ratings at 25 °C ambient temperature unless otherwise specified.
Single phase, half wave, 60 HZ, resistive or inductive load.
For capacitive load, derate current by 20%.

	SYMBOL	SR220	SR230	SR240	SR250	SR260	SR280	SR2100	UNITS
Maximum Recurrent Peak Reverse Voltage	V _{RRM}	20	30	40	50	60	80	100	Volts
Maximum RMS Voltage	V _{RMS}	14	21	28	35	42	56	70	Volts
Maximum DC Blocking Voltage	V _{DC}	20	30	40	50	60	80	100	Volts
Maximum Average Forward Rectified Current .375*(9.5mm) lead length	I _O	2.0							Amps
Peak Forward Surge Current 8.3 ms single half sine-wave superimposed on rated load (JEDEC Method)	I _{FSM}	50							Amps
Maximum Instantaneous Forward Voltage at 2.0A DC	V _F	.55		.70		.85		Volts	
Maximum DC Reverse Current at Rated DC Blocking Voltage	I _R	@T _A = 25°C							mAmps
		@T _A = 100°C							mAmps
Typical Thermal Resistance (Note 1)	R _{θJA}	50							°C/W
Typical Junction Capacitance (Note 2)	C _J	110							pF
Operating Temperature Range	T _J	-50 to + 125							°C
Storage Temperature Range	T _{STG}	-65 to + 150							°C

NOTES : 1. Thermal Resistance (Junction to Ambient): Vertical PC Board Mounting, 0.375*(9.5mm) Lead Length.
2. Measured at 1 MHz and applied reverse voltage of 4.0 volts.



FUKUCOM COMPANY LTD.

福 靈 有 限 公 司

FLAT P, 3/F, EVEREST INDUSTRIAL CENTRE, 396 KWUN TONG ROAD,
KWUN TONG, KOWLOON, HONG KONG.

TEL: 2790-0314 FAX: 2790-0206

RATING AND CHARACTERISTIC CURVES (SR220 THRU SR2100)

FIG. 1 - TYPICAL FORWARD CURRENT DERATING CURVE

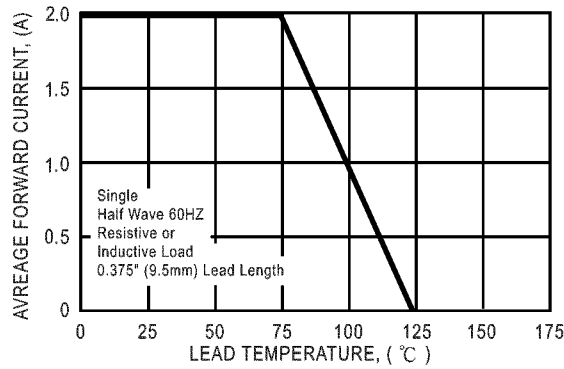


FIG. 2 - TYPICAL INSTANTANEOUS FORWARD CHARACTERISTICS

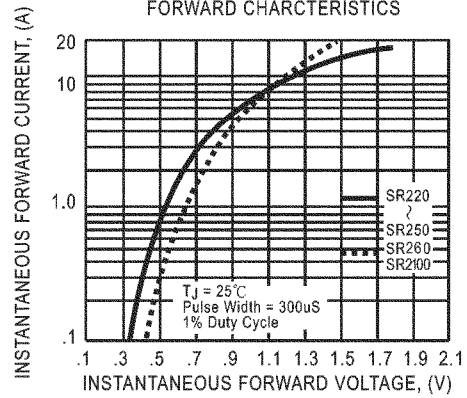


FIG. 3A - TYPICAL REVERSE CHARACTERISTICS

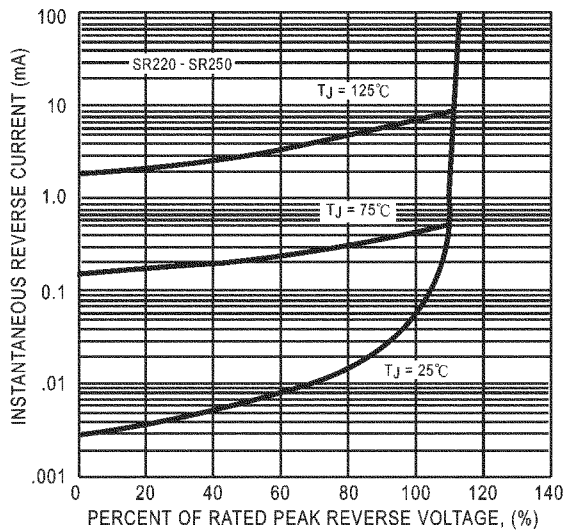


FIG. 3B - TYPICAL REVERSE CHARACTERISTICS

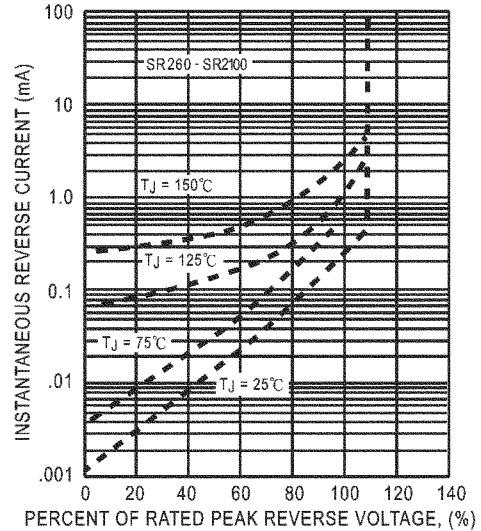


FIG. 4 - TYPICAL JUNCTION CAPACITANCE

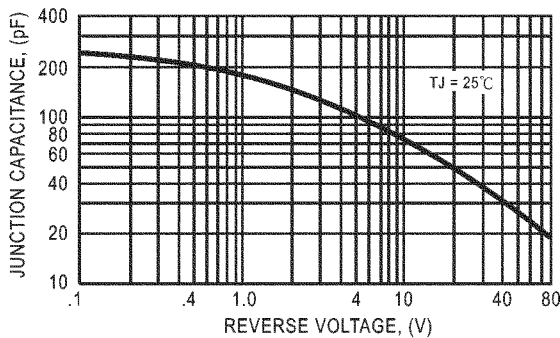


FIG. 5 - MAXIMUM NON-REPETITIVE FORWARD SURGE CURRENT

