



FUKUCOM COMPANY LTD.

福 靈 有 限 公 司

FLAT P, 3/F, EVEREST INDUSTRIAL CENTRE, 396 KWUN TONG ROAD,
KWUN TONG, KOWLOON, HONG KONG.

TEL: 2790-0314 FAX: 2790-0206

 <p>RECTIFIER SPECIALISTS</p>	<p>UF1A THRU UF1K</p>
--	-------------------------------

TECHNICAL SPECIFICATIONS OF SURFACE MOUNT ULTRA FAST RECTIFIER

VOLTAGE RANGE - 50 to 800 Volts


CURRENT - 1.0 Amperes

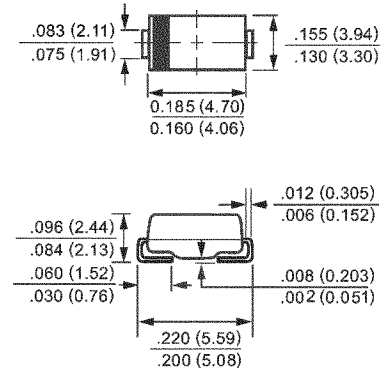
FEATURES

- * Ideal for surface mounted applications
- * Low leakage current
- * Glass passivated junction

MECHANICAL DATA

- * Case: Molded plastic
- * Epoxy: UL 94V-0 rate flame retardant
- * Terminals: Solder plated, solderable per MIL-STD-750, Method 2026
- * Polarity: As marked
- * Mounting position: Any
- * Weight: 0.093 gram


 SMB (DO-214AA)



Dimensions in inches and (millimeters)

MAXIMUM RATINGS AND ELECTRICAL CHARACTERISTICS

Ratings at 25 °C ambient temperature unless otherwise specified.
Single phase, half wave, 60 Hz, resistive or inductive load.
For capacitive load, derate current by 20%.

	SYMBOL	UF1A	UF1B	UF1D	UF1G	UF1J	UF1K	UNITS
Maximum Recurrent Peak Reverse Voltage	VRRM	50	100	200	400	600	800	Volts
Maximum RMS Voltage	VRMS	35	70	140	280	420	560	Volts
Maximum DC Blocking Voltage	Vbc	50	100	200	400	600	800	Volts
Maximum Average Forward Rectified Current at TA = 75 °C	IO	1.0						Amps
Peak Forward Surge Current 8.3 ms single half sine-wave superimposed on rated load (JEDEC Method)	IFSM	30						Amps
Maximum Instantaneous Forward Voltage at 1.0A DC	VF	1.0		1.4		1.7		Volts
Maximum DC Reverse Current at Rated DC Blocking Voltage	IR	10						uAmps
		200						
Maximum Reverse Recovery Time (Note 3)	t _{rr}	50				100		nSec
Typical Thermal Resistance (Note 2)	RθJL	12						°C/W
Typical Junction Capacitance (Note 1)	Cj	30						pF
Operating and Storage Temperature Range	TJ, TSTG	-65 to + 175						°C

- NOTES :
1. Measured at 1 MHz and applied reverse voltage of 4.0 volts.
 2. Thermal Resistance (Junction to Ambient), 0.2x0.2in² (5X5mm²)copper pads to each terminal.
 3. Test Conditions: IF=0.5A, IR=1.0A, IRR=0.25A.



FUKUCOM COMPANY LTD.

福 靈 有 限 公 司

FLAT P, 3/F, EVEREST INDUSTRIAL CENTRE, 396 KWUN TONG ROAD,
KWUN TONG, KOWLOON, HONG KONG.

TEL: 2790-0314 FAX: 2790-0206

RATING AND CHARACTERISTIC CURVES (UF1A THRU UF1K)

FIG. 1 - TEST CIRCUIT DIAGRAM AND REVERSE RECOVERY TIME CHARACTERISTIC

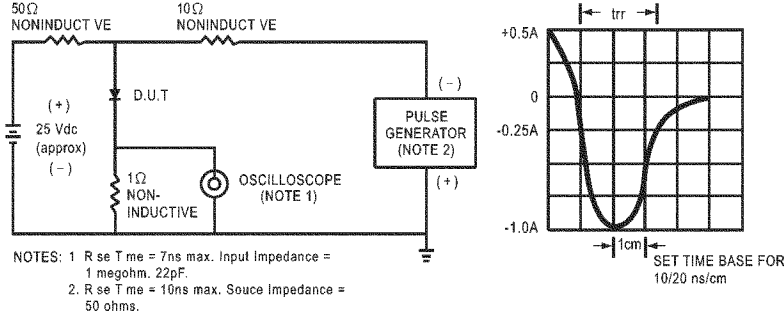


FIG. 2 - TYPICAL FORWARD CURRENT DERATING CURVE

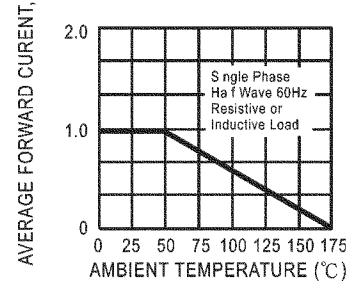


FIG. 3 - TYPICAL REVERSE CHARACTERISTICS

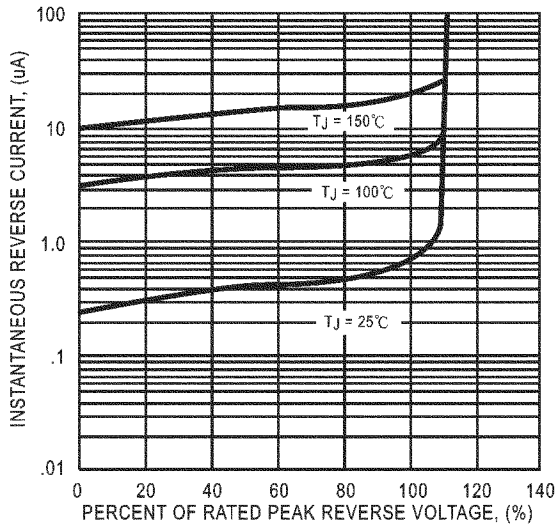


FIG. 4 - TYPICAL INSTANTANEOUS FORWARD CHARACTERISTICS

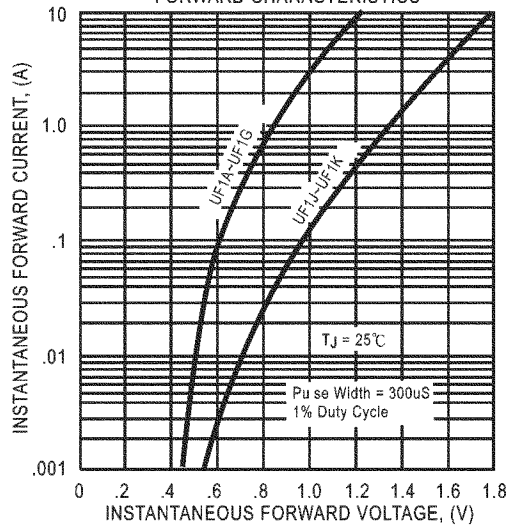


FIG. 5 - MAXIMUM NON-REPETITIVE FORWARD SURGE CURRENT

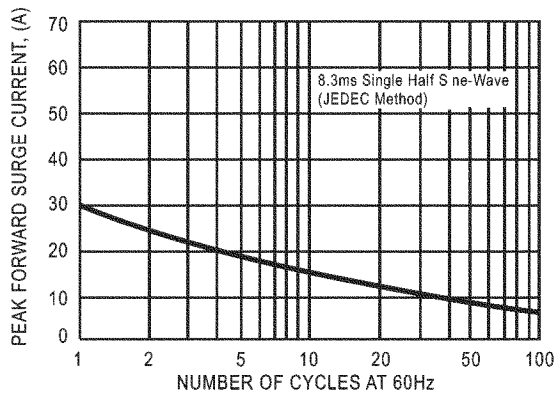


FIG. 6 - TYPICAL JUNCTION CAPACITANCE

