



FUKUCOM COMPANY LTD.

福 靈 有 限 公 司

FLAT P, 3/F, EVEREST INDUSTRIAL CENTRE, 396 KWUN TONG ROAD,  
KWUN TONG, KOWLOON, HONG KONG.  
TEL: 2790-0314 FAX: 2790-0206



HER801 THRU HER805

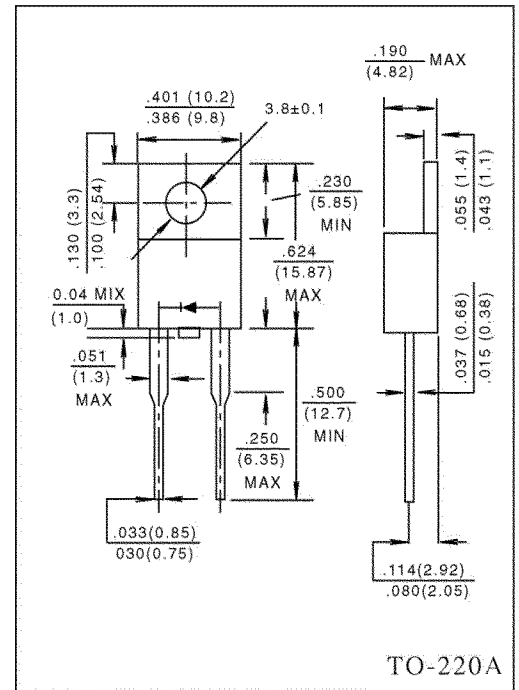
VOLTAGE RANGE 50 to 400 Volts  
CURRENT 8.0 Ampere

**FEATURES**

- Low power loss, high efficiency.
- Low leakage
- High speed switching.
- High current capability.
- High surge capability
- High temperature soldering guaranteed:  
250°C/10 seconds, 0.16" (4.06mm)lead length  
from case.

**MECHANICAL DATA**

- Case: transfer molded plastic
- Epoxy: UL94V - 0 rate flame retardant.
- Polarity: As marked
- Lead: Plated lead, solderable per MIL - STD - 202E  
method 208C
- Mounting torque. 5 in - lbs. max.
- Weight: 0.064 ounce, 1.81 grams



**MAXIMUM RATINGS AND ELECTRICAL CHARACTERISTICS**

- Ratings at 25°C ambient temperature unless otherwise specified
- Single phase, half wave, 60Hz, resistive or inductive load.
- For capacitive load derate current by 20%

	SYMBOLS	HER 801	HER 802	HER 803	HER 804	HER 805	UNIT
Maximum Repetitive Peak Reverse Voltage	$V_{RRM}$	50	100	200	300	400	Volts
Maximum RMS Voltage	$V_{RMS}$	35	70	140	210	280	Volts
Maximum DC Blocking Voltage	$V_{DC}$	50	100	200	300	400	Volts
Maximum Average Forward Rectified Current, at $T_c = 75^\circ C$	$I_{(AV)}$	8.0					Amps
Peak Forward Surge Current 8.3ms single half sine - wave superimposed on rated load (JEDEC method )	$I_{FSM}$	200					Amps
Maximum Instantaneous Forward Voltage Drop at 8.0 A	$V_F$	1.0			1.3		Volts
Maximum DC Reverse Current at rated DC blocking voltage per element	$I_R$	$T_c = 25^\circ C$					$\mu A$
		$T_c = 100^\circ C$					
Maximum Reverse Recovery Time (Note 1)	$t_{rr}$	60					nS
Typical Junction Capacitance (Note 2)	$C_j$	40					pF
Typical Thermal Resistance(Note 3)	$R_{\theta JA}$	2.5					$^\circ C/W$
Operating and Storage Temperature Range	$T_J, T_{STG}$	(-65 to +150)					$^\circ C$

**NOTES:**

1. Test condition:  $I_F = 0.5A, I_R = 1.0A, I_{RR} = 0.25A$
2. Measured at 1 MHz and applied reverse of 4.0 volts.
3. Unit mounted on heatsink.
4. Suffix "R" for reversed polarity



FUKUCOM COMPANY LTD.

福 靈 有 限 公 司

FLAT P, 3/F, EVEREST INDUSTRIAL CENTRE, 396 KWUN TONG ROAD,  
KWUN TONG, KOWLOON, HONG KONG.

TEL: 2790-0314 FAX: 2790-0206

RATINGS AND CHARACTERISTIC CURVES HER801 THRU HER805

FIG.1-TYPICAL FORWARD CURRENT DERATING CURVE

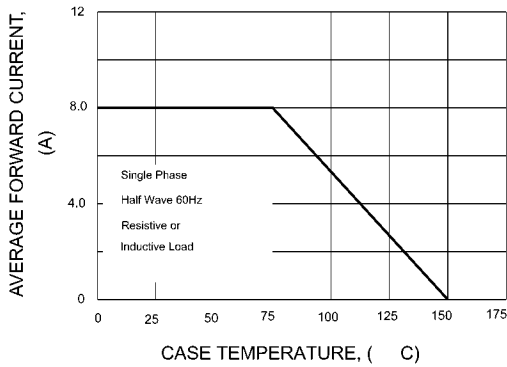


FIG.2-MAXIMUM NON-REPETITIVE PEAK FORWARD SURGE CURRENT

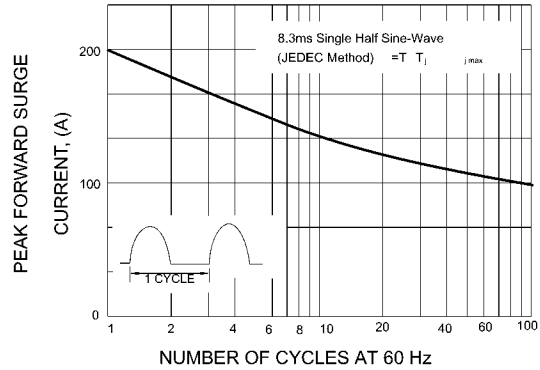


FIG.3-TYPICAL INSTANTANEOUS FORWARD CHARACTERISTICS

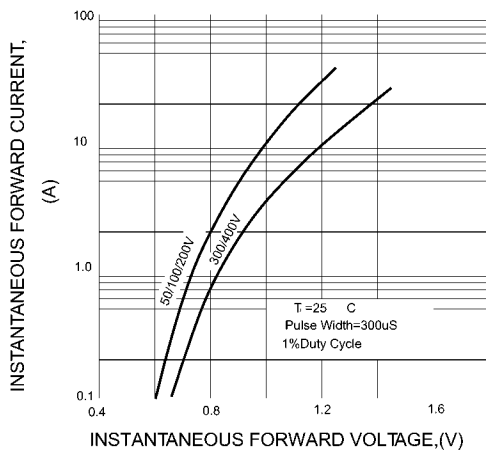


FIG.4-TYPICAL REVERSE CHARACTERISTICS

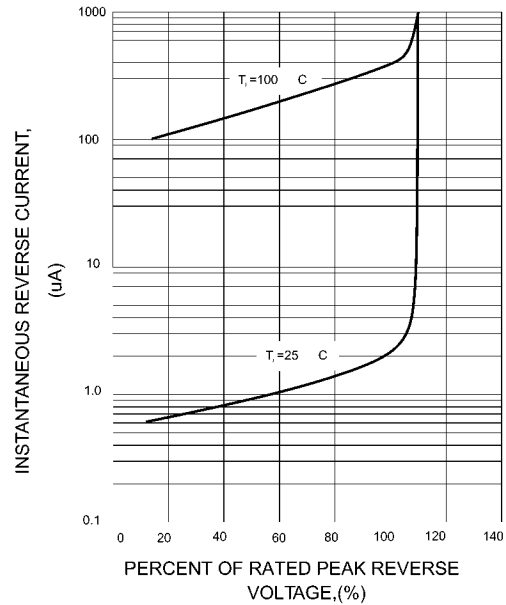


FIG.5-TYPICAL JUNCTION CAPACITANCE

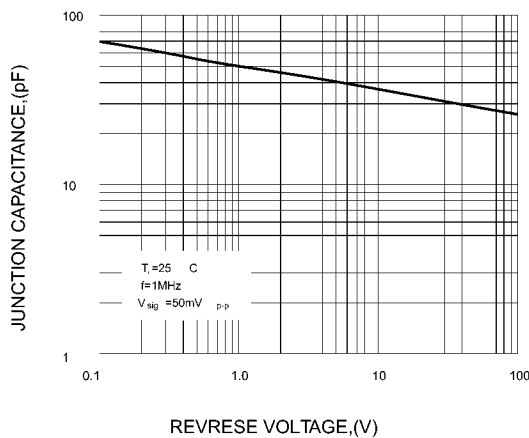
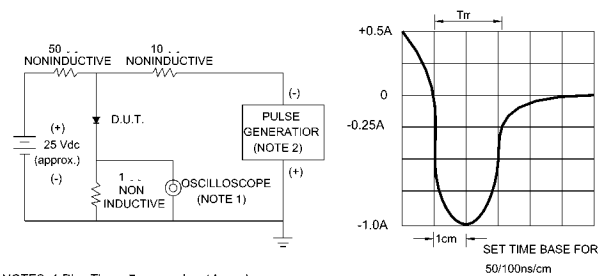


FIG.6-TEST CIRCUIT DIAGRAM AND REVERSE RECOVERY TIME CHARACTERISTIC



NOTES: 1. Rise Time = 7ns max. Input Impedance = 1 megohm, 22pF  
2. Rise time = 10ns max. Source Impedance = 50 ohms