



FUKUCOM COMPANY LTD.

福 靈 有 限 公 司

FLAT P, 3/F., EVEREST INDUSTRIAL CENTRE, 396 KWUN TONG ROAD,
KWUN TONG, KOWLOON, HONG KONG.
TEL: 2790-0314 FAX: 2790-0206



RECTIFIER SPECIALISTS

KBL / RS
005 / 401
THRU
KBL / RS
10 / 407

TECHNICAL SPECIFICATIONS OF SINGLE-PHASE SILICON BRIDGE RECTIFIER

VOLTAGE RANGE - 50 to 1000 Volts

CURRENT - 4.0 Amperes

FEATURES


- * Ideal for printed circuit board
- * Surge overload rating: 200 Amperes peak
- * Molded structure

MECHANICAL DATA

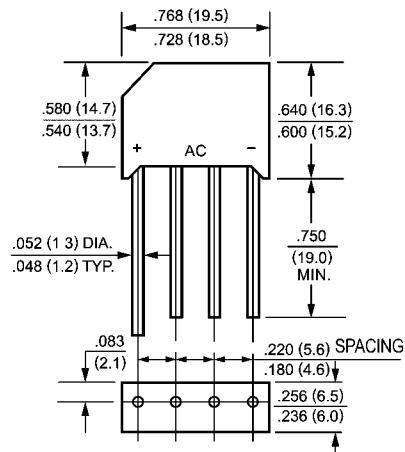
- * Case: Molded plastic
- * Epoxy: UL 94V-0 rate flame retardant
- * Lead: MIL-STD-202E, Method 208 guaranteed
- * Polarity: Symbols molded or marked on body
- * Mounting position: Any
- * Weight: 4.8 grams

MAXIMUM RATINGS AND ELECTRICAL CHARACTERISTICS

Ratings at 25 °C ambient temperature unless otherwise specified.
Single phase, half wave, 60 Hz, resistive or inductive load.
For capacitive load, derate current by 20%.



KBL



Dimensions in inches and (millimeters)

		KBL005	KBL01	KBL02	KBL04	KBL06	KBL08	KBL10	
	SYMBOL	RS401	RS402	RS403	RS404	RS405	RS406	RS407	UNITS
Maximum Recurrent Peak Reverse Voltage	VRRM	50	100	200	400	600	800	1000	Volts
Maximum RMS Bridge Input Voltage	VRMS	35	70	140	280	420	560	700	Volts
Maximum DC Blocking Voltage	Vbc	50	100	200	400	600	800	1000	Volts
Maximum Average Forward Output Current TA = 75°C	Io	4.0							Amps
Peak Forward Surge Current 8.3 ms single half sine-wave superimposed on rated load (JEDEC Method)	IFSM	200							Amps
Maximum Forward Voltage Drop per element at 3.0A DC	VF	1.0							Volts
Maximum DC Reverse Current at Rated DC Blocking Voltage per element	@TA = 25°C	10							uAmps
	@TA = 100°C	500							
I ² t Rating for Fusing (t<8.3ms)	I ² t	93							A ² Sec
Typical Junction Capacitance (Note1)	Cj	40							pF
Typical Thermal Resistance (Note 2)	RθJA	19							°C/W
Operating Temperature Range	TJ	-55 to + 150							°C
Storage Temperature Range	TSTG	-55 to + 150							°C

NOTES : 1.Measured at 1 MHz and applied reverse voltage of 4.0 volts

2. Thermal Resistance from Junction to Ambient with units mounted on 3.0x3.0x0.11" (7,5x7.5x0.3cm) AL plate.



FUKUCOM COMPANY LTD.

福 靈 有 限 公 司

FLAT P, 3/F., EVEREST INDUSTRIAL CENTRE, 396 KWUN TONG ROAD,
 KWUN TONG, KOWLOON, HONG KONG.
 TEL: 2790-0314 FAX: 2790-0206

RATING AND CHARACTERISTIC CURVES

(KBL005 THRU KBL10
 RS401 RS407)

FIG. 1 - MAXIMUM NON-REPETITIVE FORWARD SURGE CURRENT

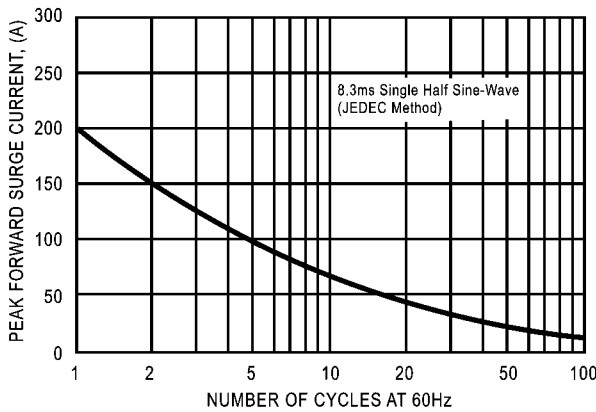


FIG. 2 - TYPICAL FORWARD CURRENT DERATING CURVE

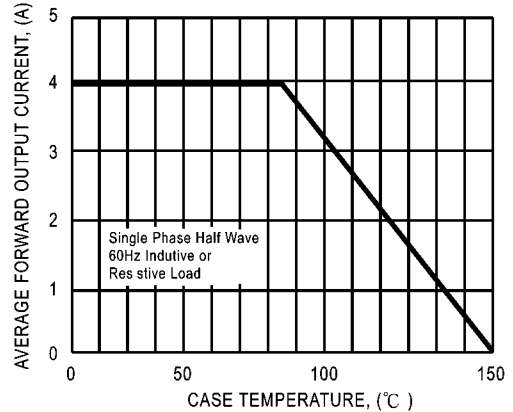


FIG. 3- TYPICAL INSTANTANEOUS FORWARD CHARACTERISTICS

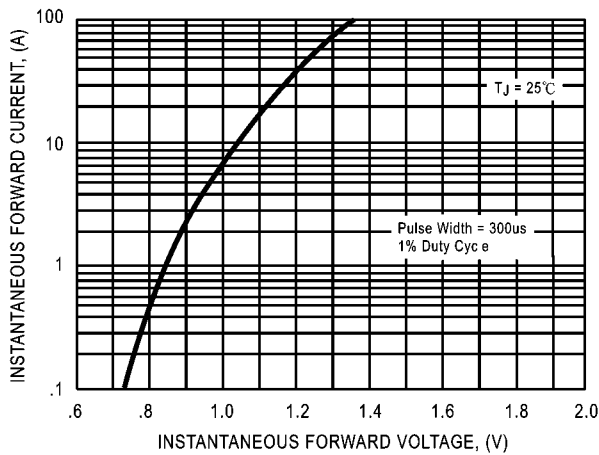


FIG. 4 - TYPICAL REVERSE CHARACTERISTICS

