



FUKUCOM COMPANY LTD.

福 靈 有 限 公 司

FLAT P, 3/F., EVEREST INDUSTRIAL CENTRE, 396 KWUN TONG ROAD,
KWUN TONG, KOWLOON, HONG KONG.

TEL: 2790-0314 FAX: 2790-0206



RECTIFIER SPECIALISTS

BR805
THRU
BR810

TECHNICAL SPECIFICATIONS OF SINGLE-PHASE SILICON BRIDGE RECTIFIER

VOLTAGE RANGE - 50 to 1000 Volts

CURRENT - 8.0 Amperes

FEATURES

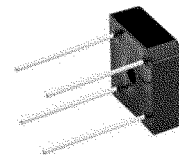
- * Surge overload rating: 125 Amperes peak
- * Low forward voltage drop

MECHANICAL DATA

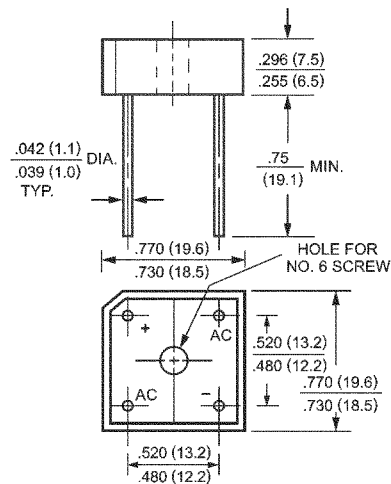
- * Case: Molded plastic
- * Epoxy: UL 94V-0 rate flame retardant
- * Lead: MIL-STD-202, Method 208 guaranteed
- * Polarity: Symbols molded or marked on body
- * Mounting position: Any
- * Weight: 6.9 grams

MAXIMUM RATINGS AND ELECTRICAL CHARACTERISTICS

Ratings at 25 °C ambient temperature unless otherwise specified.
Single phase, half wave, 60 Hz, resistive or inductive load.
For capacitive load, derate current by 20%.



BR-8/10



Dimensions in inches and (millimeters)

| | SYMBOL | BR805 | BR81 | BR82 | BR84 | BR86 | BR88 | BR810 | UNITS |
|---|------------------|--------------|------|------|------|------|------|-------|--------------------|
| Maximum Recurrent Peak Reverse Voltage | V _{RRM} | 50 | 100 | 200 | 400 | 600 | 800 | 1000 | Volts |
| Maximum RMS Voltage | V _{RMS} | 35 | 70 | 140 | 280 | 420 | 560 | 700 | Volts |
| Maximum DC Blocking Voltage | V _{DC} | 50 | 100 | 200 | 400 | 600 | 800 | 1000 | Volts |
| Maximum Average Forward Rectified Output Current at T _c = 50°C | I _O | 8.0 | | | | | | | Amps |
| Peak Forward Surge Current 8.3 ms single half sine-wave superimposed on rated load (JEDEC Method) | I _{FSM} | 125 | | | | | | | Amps |
| Maximum Forward Voltage Drop per element at 4.0A DC | V _F | 1.1 | | | | | | | Volts |
| Maximum DC Reverse Current at Rated | I _R | 10 | | | | | | | uAmps |
| DC Blocking Voltage per element | | 500 | | | | | | | |
| I ² t Rating for Fusing (t<8.3ms) | I ² t | 166 | | | | | | | A ² Sec |
| Typical Junction Capacitance (Note1) | C _J | 200 | | | | | | | pF |
| Typical Thermal Resistance (Note 2) | R _{θJA} | 21 | | | | | | | °C/W |
| Operating Temperature Range | T _J | -55 to + 125 | | | | | | | °C |
| Storage Temperature Range | T _{STG} | -55 to + 150 | | | | | | | °C |

NOTES : 1.Measured at 1 MHz and applied reverse voltage of 4.0 volts

2. Thermal Resistance from Junction to Ambient and from junction to lead mounted on P.C.B. with 0.5 x 0.5" (13x13mm) copper pads.



FUKUCOM COMPANY LTD.

福 靈 有 限 公 司

FLAT P, 3/F., EVEREST INDUSTRIAL CENTRE, 396 KWUN TONG ROAD,
KWUN TONG, KOWLOON, HONG KONG.

TEL: 2790-0314 FAX: 2790-0206

RATING AND CHARACTERISTIC CURVES (BR805 THRU BR810)

FIG. 1 - MAXIMUM NON-REPETITIVE FORWARD SURGE CURRENT

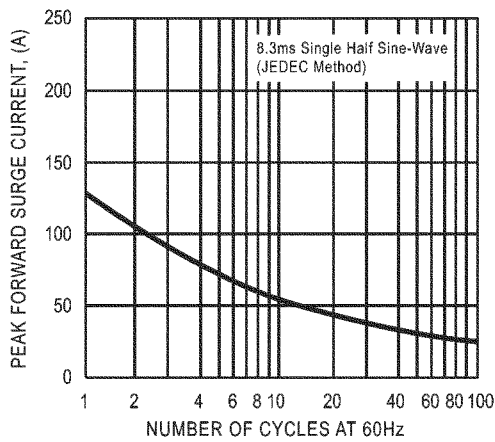


FIG. 2 - TYPICAL FORWARD CURRENT DERATING CURVE

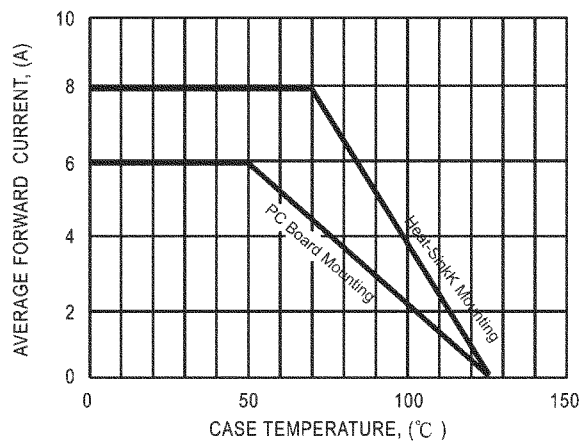


FIG. 3 - TYPICAL INSTANTANEOUS FORWARD CHARACTERISTICS

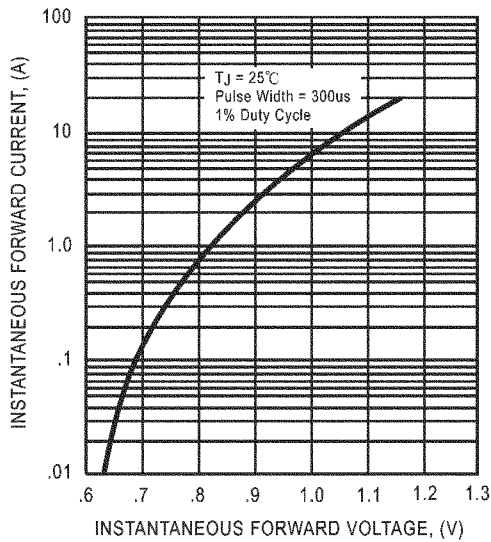


FIG. 4 - TYPICAL REVERSE CHARACTERISTICS

